



**S/E 2000 Series**  
**PRODUCT CATALOG**

*Vol. 2*  
*July 16, 2011*

*Reducing Sound to a Whisper Since 1990!*

| Applications   | Features   |
|--|--|
| <ul style="list-style-type: none"> <li>• Recording</li> <li>• Audiology</li> <li>• Broadcasting</li> <li>• Voiceover</li> <li>• Practice</li> <li>• Translation</li> <li>• Instruction</li> <li>• Noise Containment</li> <li>• Equipment Testing</li> <li>• Foley</li> </ul> <p><i>...and much more!</i></p> | <ul style="list-style-type: none"> <li>• 20 Sizes</li> <li>• Two Levels of Isolation</li> <li>• Upgradeable</li> <li>• Expandable</li> <li>• Portable</li> <li>• Reconfiguration Capability</li> <li>• Immediate Shipping</li> <li>• Patented Technology</li> <li>• 5-Year Warranty</li> <li>• Worldwide Shipping</li> </ul> |



**GSA Contractor**  
#GS-07F-6078R



**International Hearing Society**



**Wire transfer required for all overseas orders.**

Visit us at:





### ***FIVE-YEAR WARRANTY***

**WhisperRoom, Inc., for five years from date of purchase of a WhisperRoom, will repair or replace, at its factory, any part that may prove to be defective in materials or workmanship. ALL SHIPPING COSTS ARE THE RESPONSIBILITY OF THE PURCHASER. This warranty does not cover damage resulting from mishandling, vandalism, misuse, abuse, alteration or lack of reasonable care. This includes damage resulting from outdoor use. WhisperRoom products are designed for indoor use only.**

**The above described warranty is extended to the original owner only and is not transferable.**

**NOTE: Manufacturer reserves the right to make design modifications.**

“S” - Standard (single-wall) isolation  
“E” - Enhanced (double-wall) isolation

“SNV” - Standard (single-wall) with No Ventilation  
“ENV” - Enhanced (double-wall) with No Ventilation

Standard (single-wall) models can be upgraded to Enhanced (double-wall) models at any time with the addition of a model-specific IEP (Isolation Enhancement Package). See page 12 or contact a Product Representative for more information.

*SNV and ENV models are configured for, but do not include, the ventilation system(s) and wireless remote switch. Ventilation systems may be purchased separately at any time.*

- Basic Features – Page 8.
- Optional Features – Page 9.
- Pictures shown are Standard (single-wall) models. All are shown with an optional Caster Plate, which adds 5” to exterior height.
- Weights listed are assembled weight. Adding optional features will increase weight.
- Prices do not include shipping cost. Contact a Product Representative for a shipping quote.
- Expansion Packages are available for models 5’ x 5’ and larger. Contact a Product Representative for more information.

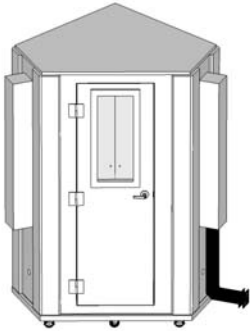
## Noise Reduction Specifications

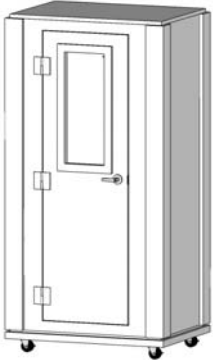
*Tests were performed by an independent acoustical consulting firm.  
Formal test documents are available upon request.*

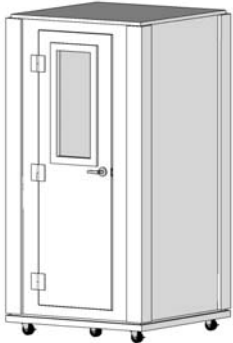
| <b>S / SNV<br/>(Single-Wall) Noise Reduction</b> |     |     |     |      |      |      |
|--|-----|-----|-----|------|------|------|
| <i>Frequency (Hertz):</i>                        | 125 | 250 | 500 | 1000 | 2000 | 4000 |
| <i>Reduction (dB):</i>                           | 29  | 36  | 43  | 45   | 48   | 52   |

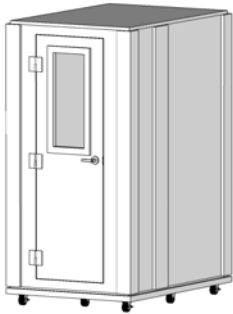
| <b>E / ENV<br/>(Double-Wall) Noise Reduction</b> |     |     |     |      |      |      |
|--|-----|-----|-----|------|------|------|
| <i>Frequency (Hertz):</i>                        | 125 | 250 | 500 | 1000 | 2000 | 4000 |
| <i>Reduction (dB):</i>                           | 30  | 44  | 53  | 61   | 67   | 68   |


*WhisperRooms are manufactured in the United States with patented technology.  
Accept no substitute!*

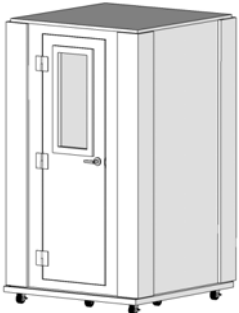
| <b>MDL 127 LP</b>   |  | <i>Approximate Exterior Size</i> | <i>Approximate Interior Size</i> | <i>Weight (lbs)</i> | <i>USD Price</i> |
|---|--|----------------------------------|----------------------------------|---------------------|------------------|
| <i>Model</i>  |  |                                  |                                  |                     |                  |
|    | S  | 5'3" x 4'4" x 6'11"              | 12.7 sq ft                       | 709                 | \$4,135          |
|   | SNV                                      | 5'3" x 4'4" x 6'11"              | 12.7 sq ft                       | 654                 | \$3,640          |
|   | E  | 5'3" x 4'4" x 7'1"               | 10.3 sq ft                       | 1228                | \$7,470          |
|   | ENV                                      | 5'3" x 4'4" x 7'1"               | 10.3 sq ft                       | 1173                | \$6,975          |
|   | <b>Basic Features Included in Price:</b> |                                  |                                  |                     |                  |
| <ul style="list-style-type: none"> <li>• Door Window – 12" x 30"</li> <li>• 1 Ventilation System (S/E Models)</li> <li>• 4 Acoustical Foam Sheets – 2' x 4' x 2"</li> <li>• 1 Fluorescent Light - 24"</li> <li>• 4 Cable Passages</li> <li>• Wireless Switch</li> </ul> |  |                                  |                                  |                     |                  |


| <b>MDL 4230</b>   |  | <i>Approximate Exterior Size</i> | <i>Approximate Interior Size</i> | <i>Weight (lbs)</i> | <i>USD Price</i> |
|---|--|----------------------------------|----------------------------------|---------------------|------------------|
| <i>Model</i>  |  |                                  |                                  |                     |                  |
|   | S  | 3.5' x 2.5' x 6'11"              | 3'4" x 2'4" x 6'8"               | 485                 | \$3,095          |
|   | SNV                                      | 3.5' x 2.5' x 6'11"              | 3'4" x 2'4" x 6'8"               | 435                 | \$2,595          |
|   | E  | 3.5' x 2.5' x 7'1"               | 2'11" x 1'11" x 6'8"             | 805                 | \$5,665          |
|   | ENV                                      | 3.5' x 2.5' x 7'1"               | 2'11" x 1'11" x 6'8"             | 755                 | \$5,165          |
|   | <b>Basic Features Included in Price:</b> |                                  |                                  |                     |                  |
| <ul style="list-style-type: none"> <li>• Door Window – 12" x 30"</li> <li>• 1 Ventilation System (S/E models)</li> <li>• 3 Acoustical Foam Sheets – 2' x 4' x 2"</li> <li>• 1 Fluorescent Light - 24"</li> <li>• 2 Cable Passages</li> <li>• Wireless Switch</li> </ul> |  |                                  |                                  |                     |                  |


| <b>MDL 4242</b>   |  | <i>Approximate Exterior Size</i> | <i>Approximate Interior Size</i> | <i>Weight (lbs)</i> | <i>USD Price</i> |
|---|--|----------------------------------|----------------------------------|---------------------|------------------|
| <i>Model</i>  |  |                                  |                                  |                     |                  |
|    | S  | 3.5' x 3.5' x 6'11"              | 3'4" x 3'4" x 6'8"               | 555                 | \$3,140          |
|   | SNV                                      | 3.5' x 3.5' x 6'11"              | 3'4" x 3'4" x 6'8"               | 505                 | \$2,640          |
|   | E  | 3.5' x 3.5' x 7'1"               | 2'11" x 2'11" x 6'8"             | 935                 | \$5,870          |
|   | ENV                                      | 3.5' x 3.5' x 7'1"               | 2'11" x 2'11" x 6'8"             | 885                 | \$5,370          |
|   | <b>Basic Features Included in Price:</b> |                                  |                                  |                     |                  |
| <ul style="list-style-type: none"> <li>• Door Window – 12" x 30"</li> <li>• 1 Ventilation System (S/E models)</li> <li>• 3 Acoustical Foam Sheets – 2' x 4' x 2"</li> <li>• 1 Fluorescent Light - 24"</li> <li>• 2 Cable Passages</li> <li>• Wireless Switch</li> </ul> |  |                                  |                                  |                     |                  |

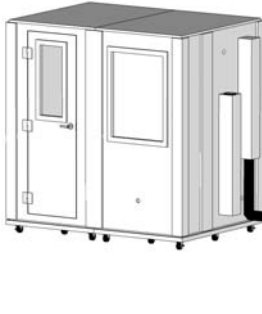
| <b>MDL 4260</b>  |              | <i>Approximate Exterior Size</i> | <i>Approximate Interior Size</i> | <i>Weight (lbs)</i> | <i>USD Price</i> |
|--|--------------|----------------------------------|----------------------------------|---------------------|------------------|
|   | <i>Model</i> |                                  |                                  |                     |                  |
|  | S            | 3.5' x 5' x 6'11"                | 3'4" x 4'10" x 6'8"              | 685                 | \$3,870          |
|  | SNV          | 3.5' x 5' x 6'11"                | 3'4" x 4'10" x 6'8"              | 635                 | \$3,370          |
|  | E            | 3.5' x 5' x 7'1"                 | 2'11" x 4'5" x 6'8"              | 1205                | \$7,380          |
|  | ENV          | 3.5' x 5' x 7'1"                 | 2'11" x 4'5" x 6'8"              | 1155                | \$6,880          |
| <b>Basic Features Included in Price:</b>   |              |                                  |                                  |                     |                  |
| <ul style="list-style-type: none"> <li>• Door Window – 12" x 30"</li> <li>• 1 Ventilation System (<i>S/E models</i>)</li> <li>• 4 Acoustical Foam Sheets – 2' x 4' x 2"</li> <li>• 1 Fluorescent Light - 24"</li> <li>• 2 Cable Passages</li> <li>• Wireless Switch</li> </ul> |              |                                  |                                  |                     |                  |


| <b>MDL 4284</b>   |              | <i>Approximate Exterior Size</i> | <i>Approximate Interior Size</i> | <i>Weight (lbs)</i> | <i>USD Price</i> |
|---|--------------|----------------------------------|----------------------------------|---------------------|------------------|
|   | <i>Model</i> |                                  |                                  |                     |                  |
|   | S            | 3.5' x 7' x 6'11"                | 3'4" x 6'10" x 6'8"              | 875                 | \$4,930          |
|   | SNV          | 3.5' x 7' x 6'11"                | 3'4" x 6'10" x 6'8"              | 775                 | \$3,955          |
|   | E            | 3.5' x 7' x 7'1"                 | 2'11" x 6'5" x 6'8"              | 1510                | \$8,935          |
|   | ENV          | 3.5' x 7' x 7'1"                 | 2'11" x 6'5" x 6'8"              | 1410                | \$7,960          |
| <b>Basic Features Included in Price:</b>  |              |                                  |                                  |                     |                  |
| <ul style="list-style-type: none"> <li>• Door Window – 12" x 30"</li> <li>• 2 Ventilation Systems (<i>S/E models</i>)</li> <li>• 6 Acoustical Foam Sheets – 2' x 4' x 2"</li> <li>• 1 Fluorescent Light - 24"</li> <li>• 4 Cable Passages</li> <li>• Wireless Switch</li> </ul> |              |                                  |                                  |                     |                  |


| <b>MDL 4848</b>  |              | <i>Approximate Exterior Size</i> | <i>Approximate Interior Size</i> | <i>Weight (lbs)</i> | <i>USD Price</i> |
|--|--------------|----------------------------------|----------------------------------|---------------------|------------------|
|   | <i>Model</i> |                                  |                                  |                     |                  |
|  | S            | 4' x 4' x 6'11"                  | 3'10" x 3'10" x 6'8"             | 680                 | \$3,575          |
|  | SNV          | 4' x 4' x 6'11"                  | 3'10" x 3'10" x 6'8"             | 630                 | \$3,075          |
|  | E            | 4' x 4' x 7'1"                   | 3'5" x 3'5" x 6'8"               | 1170                | \$6,545          |
|  | ENV          | 4' x 4' x 7'1"                   | 3'5" x 3'5" x 6'8"               | 1120                | \$6,045          |
| <b>Basic Features Included in Price:</b>   |              |                                  |                                  |                     |                  |
| <ul style="list-style-type: none"> <li>• Door Window – 12" x 30"</li> <li>• 1 Ventilation System (<i>S/E models</i>)</li> <li>• 4 Acoustical Foam Sheets – 2' x 4' x 2"</li> <li>• 1 Fluorescent Light - 24"</li> <li>• 2 Cable Passages</li> <li>• Wireless Switch</li> </ul> |              |                                  |                                  |                     |                  |


| <b>MDL 4872</b>   |  | <i>Approximate Exterior Size</i> | <i>Approximate Interior Size</i> | <i>Weight (lbs)</i> | <i>USD Price</i> |
|---|--|----------------------------------|----------------------------------|---------------------|------------------|
| <i>Model</i>  |  |                                  |                                  |                     |                  |
|    | S  | 4' x 6' x 6'11"                  | 3'10" x 5'10" x 6'8"             | 880                 | \$4,375          |
|   | SNV                                      | 4' x 6' x 6'11"                  | 3'10" x 5'10" x 6'8"             | 830                 | \$3,875          |
|   | E  | 4' x 6' x 7'1"                   | 3'5" x 5'5" x 6'8"               | 1540                | \$8,235          |
|   | ENV                                      | 4' x 6' x 7'1"                   | 3'5" x 5'5" x 6'8"               | 1490                | \$7,735          |
|   | <b>Basic Features Included in Price:</b> |                                  |                                  |                     |                  |
| <ul style="list-style-type: none"> <li>• Door Window – 12" x 30"</li> <li>• 1 Ventilation System (S/E models)</li> <li>• 6 Acoustical Foam Sheets – 2' x 4' x 2"</li> <li>• 1 Fluorescent Light - 24"</li> <li>• 2 Cable Passages</li> <li>• Wireless Switch</li> </ul> |  |                                  |                                  |                     |                  |


| <b>MDL 6060</b>  |  | <i>Approximate Exterior Size</i> | <i>Approximate Interior Size</i> | <i>Weight (lbs)</i> | <i>USD Price</i> |
|--|--|----------------------------------|----------------------------------|---------------------|------------------|
| <i>Model</i>   |  |                                  |                                  |                     |                  |
|    | S  | 5' x 5' x 6'11"                  | 4'10" x 4'10" x 6'8"             | 890                 | \$5,945          |
|  | SNV                                      | 5' x 5' x 6'11"                  | 4'10" x 4'10" x 6'8"             | 790                 | \$4,970          |
|  | E  | 5' x 5' x 7'1"                   | 4'5" x 4'5" x 6'8"               | 1555                | \$10,680         |
|  | ENV                                      | 5' x 5' x 7'1"                   | 4'5" x 4'5" x 6'8"               | 1455                | \$9,705          |
|  | <b>Basic Features Included in Price:</b> |                                  |                                  |                     |                  |
| <ul style="list-style-type: none"> <li>• Door Window – 12" x 30"</li> <li>• 2 Ventilation Systems (S/E models)</li> <li>• 6 Acoustical Foam Sheets – 2' x 4' x 2"</li> <li>• 1 Fluorescent Light - 24"</li> <li>• 4 Cable Passages</li> <li>• Wireless Switch</li> </ul> |  |                                  |                                  |                     |                  |


| <b>MDL 6084</b>  |  | <i>Approximate Exterior Size</i> | <i>Approximate Interior Size</i> | <i>Weight (lbs)</i> | <i>USD Price</i> |
|--|--|----------------------------------|----------------------------------|---------------------|------------------|
| <i>Model</i>   |  |                                  |                                  |                     |                  |
|   | S  | 5' x 7' x 6'11"                  | 4'10" x 6'10" x 6'8"             | 1050                | \$6,375          |
|  | SNV                                      | 5' x 7' x 6'11"                  | 4'10" x 6'10" x 6'8"             | 950                 | \$5,400          |
|  | E  | 5' x 7' x 7'1"                   | 4'5" x 6'5" x 6'8"               | 1845                | \$11,450         |
|  | ENV                                      | 5' x 7' x 7'1"                   | 4'5" x 6'5" x 6'8"               | 1745                | \$10,475         |
|  | <b>Basic Features Included in Price:</b> |                                  |                                  |                     |                  |
| <ul style="list-style-type: none"> <li>• Door Window – 12" x 30"</li> <li>• 2 Ventilation Systems (S/E models)</li> <li>• 7 Acoustical Foam Sheets – 2' x 4' x 2"</li> <li>• 1 Fluorescent Light - 24"</li> <li>• 4 Cable Passages</li> <li>• Wireless Switch</li> </ul> |  |                                  |                                  |                     |                  |


| <b>MDL 7272</b>  |  | <i>Model</i>    | <i>Approximate Exterior Size</i> | <i>Approximate Interior Size</i> | <i>Weight (lbs)</i> | <i>USD Price</i> |
|--|--|-----------------|----------------------------------|----------------------------------|---------------------|------------------|
|   | S  | 6' x 6' x 6'11" | 5'10" x 5'10" x 6'8"             | 1175                             | \$6,470             |                  |
|  | SNV                                      | 6' x 6' x 6'11" | 5'10" x 5'10" x 6'8"             | 1075                             | \$5,495             |                  |
|  | E  | 6' x 6' x 7'1"  | 5'5" x 5'5" x 6'8"               | 2015                             | \$11,640            |                  |
|  | ENV                                      | 6' x 6' x 7'1"  | 5'5" x 5'5" x 6'8"               | 1915                             | \$10,665            |                  |
|  | <b>Basic Features Included in Price:</b> |                 |                                  |                                  |                     |                  |
| <ul style="list-style-type: none"> <li>• Door Window – 12" x 30"</li> <li>• 2 Ventilation Systems (S/E models)</li> <li>• 7 Acoustical Foam Sheets – 2' x 4' x 2"</li> <li>• 1 Fluorescent Light - 24"</li> <li>• 4 Cable Passages</li> <li>• Wireless Switch</li> </ul> |  |                 |                                  |                                  |                     |                  |


| <b>MDL 7296</b>  |  | <i>Model</i>    | <i>Approximate Exterior Size</i> | <i>Approximate Interior Size</i> | <i>Weight (lbs)</i> | <i>USD Price</i> |
|--|--|-----------------|----------------------------------|----------------------------------|---------------------|------------------|
|    | S  | 6' x 8' x 6'11" | 5'10" x 7'10" x 6'8"             | 1345                             | \$6,930             |                  |
|  | SNV                                      | 6' x 8' x 6'11" | 5'10" x 7'10" x 6'8"             | 1245                             | \$5,955             |                  |
|  | E  | 6' x 8' x 7'1"  | 5'5" x 7'5" x 6'8"               | 2330                             | \$12,455            |                  |
|  | ENV                                      | 6' x 8' x 7'1"  | 5'5" x 7'5" x 6'8"               | 2230                             | \$11,480            |                  |
|  | <b>Basic Features Included in Price:</b> |                 |                                  |                                  |                     |                  |
| <ul style="list-style-type: none"> <li>• Door Window – 12" x 30"</li> <li>• 2 Ventilation Systems (S/E models)</li> <li>• 7 Acoustical Foam Sheets – 2' x 4' x 2"</li> <li>• 1 Fluorescent Light - 24"</li> <li>• 4 Cable Passages</li> <li>• Wireless Switch</li> </ul> |  |                 |                                  |                                  |                     |                  |

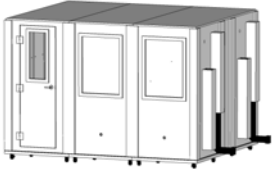
| <b>MDL 8484</b>   |  | <i>Model</i>    | <i>Approximate Exterior Size</i> | <i>Approximate Interior Size</i> | <i>Weight (lbs)</i> | <i>USD Price</i> |
|---|--|-----------------|----------------------------------|----------------------------------|---------------------|------------------|
|   | S  | 7' x 7' x 6'11" | 6'10" x 6'10" x 6'8"             | 1300                             | \$7,490             |                  |
|   | SNV                                      | 7' x 7' x 6'11" | 6'10" x 6'10" x 6'8"             | 1150                             | \$6,040             |                  |
|   | E  | 7' x 7' x 7'1"  | 6'5" x 6'5" x 6'8"               | 2240                             | \$13,150            |                  |
|   | ENV                                      | 7' x 7' x 7'1"  | 6'5" x 6'5" x 6'8"               | 2090                             | \$11,700            |                  |
|   | <b>Basic Features Included in Price:</b> |                 |                                  |                                  |                     |                  |
| <ul style="list-style-type: none"> <li>• Door Window – 12" x 30"</li> <li>• 3 Ventilation Systems (S/E models)</li> <li>• 7 Acoustical Foam Sheets – 2' x 4' x 2"</li> <li>• 2 Fluorescent Lights - 24"</li> <li>• 6 Cable Passages</li> <li>• Wireless Switch</li> </ul> |  |                 |                                  |                                  |                     |                  |

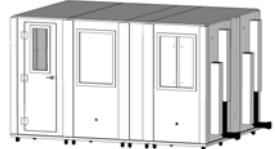
| <b>MDL 84102</b>  |  | <i>Approximate Exterior Size</i> | <i>Approximate Interior Size</i> | <i>Weight (lbs)</i> | <i>USD Price</i> |
|---|--|----------------------------------|----------------------------------|---------------------|------------------|
| <i>Model</i>  |  |                                  |                                  |                     |                  |
|    | S  | 7' x 8.5' x 6'11"                | 6'10" x 8'4" x 6'8"              | 1490                | \$8,850          |
|   | SNV                                      | 7' x 8.5' x 6'11"                | 6'10" x 8'4" x 6'8"              | 1340                | \$7,400          |
|   | E  | 7' x 8.5' x 7'1"                 | 6'5" x 7'11" x 6'8"              | 2585                | \$15,560         |
|   | ENV                                      | 7' x 8.5' x 7'1"                 | 6'5" x 7'11" x 6'8"              | 2435                | \$14,110         |
|   | <b>Basic Features Included in Price:</b> |                                  |                                  |                     |                  |
| <ul style="list-style-type: none"> <li>• Door Window – 12" x 30"</li> <li>• 3 Ventilation Systems (S/E models)</li> <li>• 9 Acoustical Foam Sheets – 2' x 4' x 2"</li> <li>• 2 Fluorescent Lights - 24"</li> <li>• 6 Cable Passages</li> <li>• Wireless Switch</li> </ul> |  |                                  |                                  |                     |                  |

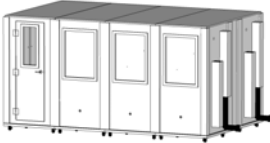
| <b>MDL 84126</b>  |  | <i>Approximate Exterior Size</i> | <i>Approximate Interior Size</i> | <i>Weight (lbs)</i> | <i>USD Price</i> |
|---|--|----------------------------------|----------------------------------|---------------------|------------------|
| <i>Model</i>  |  |                                  |                                  |                     |                  |
|   | S  | 7' x 10.5' x 6'11"               | 6'10" x 10'4" x 6'8"             | 1725                | \$9,875          |
|   | SNV                                      | 7' x 10.5' x 6'11"               | 6'10" x 10'4" x 6'8"             | 1525                | \$7,950          |
|   | E  | 7' x 10.5' x 7'1"                | 6'5" x 9'11" x 6'8"              | 2965                | \$17,170         |
|   | ENV                                      | 7' x 10.5' x 7'1"                | 6'5" x 9'11" x 6'8"              | 2765                | \$15,245         |
|   | <b>Basic Features Included in Price:</b> |                                  |                                  |                     |                  |
| <ul style="list-style-type: none"> <li>• Door Window – 12" x 30"</li> <li>• 4 Ventilation Systems (S/E models)</li> <li>• 9 Acoustical Foam Sheets – 2' x 4' x 2"</li> <li>• 2 Fluorescent Lights - 24"</li> <li>• 8 Cable Passages</li> <li>• Wireless Switch</li> </ul> |  |                                  |                                  |                     |                  |


| <b>MDL 10284</b>  |  | <i>Approximate Exterior Size</i> | <i>Approximate Interior Size</i> | <i>Weight (lbs)</i> | <i>USD Price</i> |
|---|--|----------------------------------|----------------------------------|---------------------|------------------|
| <i>Model</i>  |  |                                  |                                  |                     |                  |
|    | S  | 8.5' x 7' x 6'11"                | 8'4" x 6'10" x 6'8"              | 1475                | \$8,370          |
|   | SNV                                      | 8.5' x 7' x 6'11"                | 8'4" x 6'10" x 6'8"              | 1325                | \$6,920          |
|   | E  | 8.5' x 7' x 7'1"                 | 7'11" x 6'5" x 6'8"              | 2590                | \$15,065         |
|   | ENV                                      | 8.5' x 7' x 7'1"                 | 7'11" x 6'5" x 6'8"              | 2440                | \$13,615         |
|   | <b>Basic Features Included in Price:</b> |                                  |                                  |                     |                  |
| <ul style="list-style-type: none"> <li>• Door Window – 12" x 30"</li> <li>• 3 Ventilation Systems (S/E models)</li> <li>• 9 Acoustical Foam Sheets – 2' x 4' x 2"</li> <li>• 2 Fluorescent Lights - 24"</li> <li>• 6 Cable Passages</li> <li>• Wireless Switch</li> </ul> |  |                                  |                                  |                     |                  |

| <b>MDL 102102</b>  |  | <i>Approximate</i>   | <i>Approximate</i>   | <i>Weight</i> | <i>USD</i> |
|--|--|----------------------|----------------------|---------------|------------|
| <i>Model</i>   | <i>Exterior Size</i>                     | <i>Interior Size</i> | <i>(lbs)</i>         | <i>Price</i>  |            |
|   | S  | 8.5' x 8.5' x 6'11"  | 8'4" x 8'4" x 6'8"   | 1690          | \$9,870    |
|  | SNV                                      | 8.5' x 8.5' x 6'11"  | 8'4" x 8'4" x 6'8"   | 1540          | \$8,420    |
|  | E  | 8.5' x 8.5' x 7'1"   | 7'11" x 7'11" x 6'8" | 2985          | \$17,840   |
|  | ENV                                      | 8.5' x 8.5' x 7'1"   | 7'11" x 7'11" x 6'8" | 2835          | \$16,390   |
|  | <b>Basic Features Included in Price:</b> |                      |                      |               |            |
| <ul style="list-style-type: none"> <li>• Door Window – 12" x 30"</li> <li>• 3 Ventilation Systems (S/E models)</li> <li>• 11 Acoustical Foam Sheets – 2' x 4' x 2"</li> <li>• 2 Fluorescent Lights - 24"</li> <li>• 6 Cable Passages</li> <li>• Wireless Switch</li> </ul> |  |                      |                      |               |            |

| <b>MDL 102126</b>  |  | <i>Approximate</i>   | <i>Approximate</i>   | <i>Weight</i> | <i>USD</i> |
|--|--|----------------------|----------------------|---------------|------------|
| <i>Model</i>   | <i>Exterior Size</i>                     | <i>Interior Size</i> | <i>(lbs)</i>         | <i>Price</i>  |            |
|    | S  | 8.5' x 10.5' x 6'11" | 8'4" x 10'4" x 6'8"  | 1945          | \$10,925   |
|  | SNV                                      | 8.5' x 10.5' x 6'11" | 8'4" x 10'4" x 6'8"  | 1745          | \$9,000    |
|  | E  | 8.5' x 10.5' x 7'1"  | 7'11" x 9'11" x 6'8" | 3400          | \$19,545   |
|  | ENV                                      | 8.5' x 10.5' x 7'1"  | 7'11" x 9'11" x 6'8" | 3200          | \$17,620   |
|  | <b>Basic Features Included in Price:</b> |                      |                      |               |            |
| <ul style="list-style-type: none"> <li>• Door Window – 12" x 30"</li> <li>• 4 Ventilation Systems (S/E models)</li> <li>• 11 Acoustical Foam Sheets – 2' x 4' x 2"</li> <li>• 2 Fluorescent Lights - 24"</li> <li>• 8 Cable Passages</li> <li>• Wireless Switch</li> </ul> |  |                      |                      |               |            |

| <b>MDL 102144</b>  |  | <i>Approximate</i>   | <i>Approximate</i>   | <i>Weight</i> | <i>USD</i> |
|--|--|----------------------|----------------------|---------------|------------|
| <i>Model</i>   | <i>Exterior Size</i>                     | <i>Interior Size</i> | <i>(lbs)</i>         | <i>Price</i>  |            |
|   | S  | 8.5' x 12' x 6'11"   | 8'4" x 11'10" x 6'8" | 2155          | \$12,425   |
|  | SNV                                      | 8.5' x 12' x 6'11"   | 8'4" x 11'10" x 6'8" | 1955          | \$10,500   |
|  | E  | 8.5' x 12' x 7'1"    | 7'11" x 11'5" x 6'8" | 3795          | \$22,320   |
|  | ENV                                      | 8.5' x 12' x 7'1"    | 7'11" x 11'5" x 6'8" | 3595          | \$20,395   |
|  | <b>Basic Features Included in Price:</b> |                      |                      |               |            |
| <ul style="list-style-type: none"> <li>• Door Window – 12" x 30"</li> <li>• 4 Ventilation Systems (S/E models)</li> <li>• 13 Acoustical Foam Sheets – 2' x 4' x 2"</li> <li>• 2 Fluorescent Lights - 24"</li> <li>• 8 Cable Passages</li> <li>• Wireless Switch</li> </ul> |  |                      |                      |               |            |

| <b>MDL 102168</b>   |  | <i>Approximate Exterior Size</i> | <i>Approximate Interior Size</i> | <i>Weight (lbs)</i> | <i>USD Price</i> |
|---|--|----------------------------------|----------------------------------|---------------------|------------------|
| <i>Model</i>  |  |                                  |                                  |                     |                  |
|   | S  | 8.5' x 14' x 6'11"               | 8'4" x 13'10" x 6'8"             | 2415                | \$13,525         |
|   | SNV                                      | 8.5' x 14' x 6'11"               | 8'4" x 13'10" x 6'8"             | 2165                | \$11,125         |
|   | E  | 8.5' x 14' x 7'1"                | 7'11" x 13'5" x 6'8"             | 4210                | \$24,020         |
|   | ENV                                      | 8.5' x 14' x 7'1"                | 7'11" x 13'5" x 6'8"             | 3960                | \$21,620         |
|   | <b>Basic Features Included in Price:</b> |                                  |                                  |                     |                  |
| <ul style="list-style-type: none"> <li>• Door Window – 12" x 30"</li> <li>• 5 Ventilation Systems (S/E models)</li> <li>• 13 Acoustical Foam Sheets – 2' x 4' x 2"</li> <li>• 2 Fluorescent Lights - 24"</li> <li>• 10 Cable Passages</li> <li>• Wireless Switch</li> </ul> |  |                                  |                                  |                     |                  |

| <b>MDL 102186</b>   |  | <i>Approximate Exterior Size</i> | <i>Approximate Interior Size</i> | <i>Weight (lbs)</i> | <i>USD Price</i> |
|---|--|----------------------------------|----------------------------------|---------------------|------------------|
| <i>Model</i>  |  |                                  |                                  |                     |                  |
|   | S  | 8.5' x 15.5' x 6'11"             | 8'4" x 15'4" x 6'8"              | 2625                | \$15,025         |
|   | SNV                                      | 8.5' x 15.5' x 6'11"             | 8'4" x 15'4" x 6'8"              | 2375                | \$12,625         |
|   | E  | 8.5' x 15.5' x 7'1"              | 7'11" x 14'11" x 6'8"            | 4605                | \$26,790         |
|   | ENV                                      | 8.5' x 15.5' x 7'1"              | 7'11" x 14'11" x 6'8"            | 4355                | \$24,390         |
|   | <b>Basic Features Included in Price:</b> |                                  |                                  |                     |                  |
| <ul style="list-style-type: none"> <li>• Door Window – 12" x 30"</li> <li>• 5 Ventilation Systems (S/E models)</li> <li>• 15 Acoustical Foam Sheets – 2' x 4' x 2"</li> <li>• 2 Fluorescent Lights - 24"</li> <li>• 10 Cable Passages</li> <li>• Wireless Switch</li> </ul> |  |                                  |                                  |                     |                  |

**Models that are 5' x 5' (MDL 6060) and larger are expandable in the second dimension by the addition of a model-specific Expansion Package, contact a Product Representative for more information.**

# BASIC FEATURES

## Door Window



A door window is provided with each WhisperRoom. Each glass unit consists of multiple layers of 1/4" laminated safety glass separated by an air buffer(s). Safety glass is used because of its superior noise reduction capabilities, and its safety features. If broken, it will not shatter. The door window does not reduce the noise reduction capability of a WhisperRoom. It does, however, increase the amount of interior reflective surface area.

**NOTE:** Doors are available without a window.


## Ventilation System



Effective air circulation is accomplished by acoustically engineered, detachable ventilation systems which circulates air at a rate of 100 CFM (cubic feet per minute). The number of systems required depends on the size of the WhisperRoom unit. A wireless remote switch is provided with each WhisperRoom to control the ventilation system(s). Ceiling-mount ventilation systems are also available for most models.

**NOTE:** Although we highly recommend that ventilation be included with each WhisperRoom, we understand that certain applications may not require it. For those situations, we offer units which are pre-configured for, but which do not include ventilation (SNV and ENV models). Ceiling-mount ventilation systems and VSS systems are available for most models.

## Acoustical Foam



Each model comes with enough Auralex® acoustical foam to cover about 1/3 of the interior. Each sheet is 2' x 4' and 2" thick and attaches to the interior with Velcro®. This allows the user to customize the interior acoustics to suit their needs. The foam can easily be added to, or removed from, the WhisperRoom for applications where a more "dead" or "live" environment is desired.

**NOTE:** Additional foam may be purchased at any time in boxes of 2 sheets (\$75), 3 sheets (\$115) and 4 sheets (\$150). Available colors are gray and burgundy.

## Light – 24" Fluorescent



Lights shipped with WhisperRooms are intended to provide customers with basic startup lighting. It is understood that most customers will ultimately purchase and install lighting fixtures more suitable to their individual needs and desires. One or two lights are provided, depending on the enclosure size.

**NOTE:** Lights are UL approved. Additional lights may be purchased for \$18.00 each.

## Cable Passages



Access for communications (microphone, headphone, speaker, etc...) and electrical cables is accomplished by way of slotted rubber cable passage plugs. Simply remove the plug, insert the cable(s) into the slots and re-insert the plug into the wall. Two or more cable passage plugs are provided with each WhisperRoom and each will accommodate multiple cables. The number of cable passages depends on the size of the unit. Also, an additional cable passage is located at the base of each optional window component.

## Wireless Switch







A wireless remote switch is provided with each WhisperRoom to control the ventilation system(s). This allows the user to turn the ventilation system on/off from inside the WhisperRoom. The wireless switch can be connected to the light instead of the ventilation system.


**NOTE:** Additional Wireless Switches may be purchased for \$25.00 each.

## OPTIONAL FEATURES


| MODEL  | CP           | IEP Floor                   | VSS                          | SDS                         | EFS                   | HXS                               | HXE                               | EAP                     |
|--------|--------------|-----------------------------|------------------------------|-----------------------------|-----------------------|-----------------------------------|-----------------------------------|-------------------------|
|        | Caster Plate | Isolation Enhancement Floor | Ventilation Silencing System | Soundwave Deflection System | Exterior Fan Silencer | 10" Height Extension for Standard | 10" Height Extension for Enhanced | Exterior Accent Package |
| 127 LP | \$ 535       | \$ 130                      | \$ 465                       | n/a                         | \$ 85                 | \$ 495                            | \$ 895                            | \$ 395                  |
| 4230   | \$ 300       | \$ 80                       | \$ 465                       | \$ 720                      | \$ 85                 | \$ 305                            | \$ 555                            | \$ 455                  |
| 4242   | \$ 395       | \$ 95                       | \$ 465                       | \$ 790                      | \$ 85                 | \$ 325                            | \$ 600                            | \$ 540                  |
| 4260   | \$ 490       | \$ 115                      | \$ 465                       | \$ 875                      | \$ 85                 | \$ 450                            | \$ 830                            | \$ 735                  |
| 4284   | \$ 555       | \$ 145                      | \$ 930                       | \$ 1,085                    | \$ 170                | \$ 490                            | \$ 905                            | \$ 820                  |
| 4848   | \$ 490       | \$ 105                      | \$ 465                       | \$ 810                      | \$ 85                 | \$ 370                            | \$ 670                            | \$ 540                  |
| 4872   | \$ 560       | \$ 135                      | \$ 465                       | \$ 970                      | \$ 85                 | \$ 515                            | \$ 925                            | \$ 735                  |
| 6060   | \$ 765       | \$ 190                      | \$ 930                       | \$ 965                      | \$ 170                | \$ 580                            | \$ 1,070                          | \$ 930                  |
| 6084   | \$ 925       | \$ 220                      | \$ 930                       | \$ 1,170                    | \$ 170                | \$ 620                            | \$ 1,145                          | \$ 1,015                |
| 7272   | \$ 945       | \$ 230                      | \$ 930                       | \$ 1,125                    | \$ 170                | \$ 660                            | \$ 1,190                          | \$ 930                  |
| 7296   | \$ 1,090     | \$ 265                      | \$ 930                       | \$ 1,330                    | \$ 170                | \$ 700                            | \$ 1,265                          | \$ 1,015                |
| 8484   | \$ 1,110     | \$ 280                      | \$ 1,395                     | \$ 1,375                    | \$ 255                | \$ 655                            | \$ 1,220                          | \$ 1,100                |
| 84102  | \$ 1,500     | \$ 385                      | \$ 1,395                     | \$ 1,520                    | \$ 255                | \$ 790                            | \$ 1,465                          | \$ 1,295                |
| 84126  | \$ 1,665     | \$ 420                      | \$ 1,860                     | \$ 1,715                    | \$ 340                | \$ 825                            | \$ 1,535                          | \$ 1,380                |
| 10284  | \$ 1,245     | \$ 330                      | \$ 1,395                     | \$ 1,520                    | \$ 255                | \$ 785                            | \$ 1,455                          | \$ 1,295                |
| 102102 | \$ 1,690     | \$ 445                      | \$ 1,395                     | \$ 1,660                    | \$ 255                | \$ 915                            | \$ 1,695                          | \$ 1,490                |
| 102126 | \$ 1,865     | \$ 495                      | \$ 1,860                     | \$ 1,865                    | \$ 340                | \$ 950                            | \$ 1,765                          | \$ 1,575                |
| 102144 | \$ 2,310     | \$ 610                      | \$ 1,860                     | \$ 2,005                    | \$ 340                | \$ 1,085                          | \$ 2,015                          | \$ 1,770                |
| 102168 | \$ 2,485     | \$ 660                      | \$ 2,325                     | \$ 2,210                    | \$ 425                | \$ 1,120                          | \$ 2,085                          | \$ 1,855                |
| 102186 | \$ 2,930     | \$ 775                      | \$ 2,325                     | \$ 2,355                    | \$ 425                | \$ 1,250                          | \$ 2,325                          | \$ 2,050                |

| <b>WDO – Wall Windows</b>   |           |                             |                             |  |
|---|-----------|-----------------------------|-----------------------------|--|
|    | 26" x 30" | <b>WDO 2630 S</b><br>\$ 330 | <b>WDO 2630 E</b><br>\$ 660 | Provides plenty of visibility for applications which require that the user stand inside the WhisperRoom.       |
|    | 26" x 36" | <b>WDO 2636 S</b><br>\$ 365 | <b>WDO 2636 E</b><br>\$ 730 | For applications which require visibility while the user sits, a WDO 2636 is recommended.                      |
|    | 26" x 42" | <b>WDO 2642 S</b><br>\$ 415 | <b>WDO 2642 E</b><br>\$ 830 | If an interior desk or table is to be used beneath the window, a WDO 2642 will allow the necessary visibility. |
|    | 26" x 48" | <b>WDO 2648 S</b><br>\$ 485 | <b>WDO 2648 E</b><br>\$ 970 | The WDO 2648 provides the most visibility.   |
| <p>A wall window can be factory installed in any 40" wide wall component. Other than size, the design is the same as that of a door window. Each glass unit consists of multiple layers of 1/4" laminated safety glass separated by an air buffer(s). Safety glass is used because of its superior noise reduction capabilities, and its safety features. If broken, it will not shatter. Installation of a window <u>does not</u> reduce the noise reduction capability of a WhisperRoom. It does, however, increase the amount of interior reflective surface area. Also, an additional cable passage plug is located at the base of each window component.</p> <p><b>NOTE: Must be specified at initial order.</b></p> |           |                             |                             |  |


### AJP 2636 – Audio Jack Panels

|  |   |   |   |
|--|---|---|---|
|  | <u><b>Standard</b></u><br><b>AJP 2636-6 S</b><br>\$ 695<br><br><b>AJP 2636-10 S</b><br>\$ 800 | <u><b>Enhanced</b></u><br><b>AJP 2636-6 E</b><br>\$1,115<br><br><b>AJP 2636-10 E</b><br>\$1,220 | The Audio Jack Panel is a 40” wall component with a prewired, jack panel insert consisting 4 or 8, ¼” stereo phono jacks and 2 RCA connectors. The AJP feature comes with a 26” x 36” window above and a 2” cable passage below the Jack Panel. Panel is available with 6 or 10 jacks. This feature is great for audiometric applications.<br><br><b>NOTE: Must be specified at initial order. This feature is available for all models <u>except</u> MDL 4230.</b> |
|--|---|---|---|


### XLR 2636 – XLR Panel

|  |   |  |   |
|--|---|--|---|
|  | <u><b>Standard</b></u><br><b>XLR 2636-8 S</b><br>\$ 800 | <u><b>Enhanced</b></u><br><b>XLR 2636-8 E</b><br>\$1,220 | The XLR Panel is a 40” wall component with a prewired, XLR panel insert consisting 4 XLR jacks and 4, ¼” stereo phono jacks. The XLR feature comes with a 26” x 36” window above and a 2” cable passage below the panel. This feature is great for recording, mixing and mastering applications.<br><br><b>NOTE: Must be specified at initial order. This feature is available for all models <u>except</u> MDL 4230.</b> |
|--|---|--|---|


### CP - Caster Plate

|   |   |
|---|---|
|  | The Caster Plate is an additional floor component with wheels to aid in the mobility of a WhisperRoom. The Caster Plate also provides a substantial amount of downward noise control. It adds additional mass in the downward direction and provides a 4” air buffer below the WhisperRoom. This feature is highly recommended for applications where low-end, structurally transmitted noise is a problem.<br><br><b>NOTE: This option adds five (5) inches to the overall height of a unit and may be purchased at any time. However, for ease of assembly, it is recommended to purchase during initial order.</b> |
|---|---|


### IEP Floor – Isolation Enhancement Package Floor

|  |  |
|--|--|
|  | The IEP floor is a 5/16” duracoustic mat made of recycled rubber that is included in the Enhanced models or IEP upgrades. It is installed on the floor underneath the WhisperRoom floor and provides additional isolation. The IEP floor can be purchased for Standard rooms also and is recommended if there is a possibility of upgrading to an Enhanced model at any point in time. |
|--|--|

### VSS – Ventilation Silencing System

|  |   |
|--|---|
|  | Standard WhisperRoom ventilation systems are quiet. However, the air-flow noise is still slightly audible inside the WhisperRoom. This noise can be eliminated by the installation of a VSS. The number of VSS units needed depends on the size of the WhisperRoom and the prices listed are for the specific model noted. One VSS is required for each standard ventilation system. Each VSS consists of two additional baffled exhaust ducts, with hoses and adapters, linked in-line between the standard exhaust duct and the remote fan unit (RFU).<br><br><b>NOTE: May be ordered and installed at any time. Ceiling-mount ventilation systems and VSS systems available for most models.</b> |
|--|---|

### SDS – Soundwave Deflection System



The Soundwave Deflection System is available for the interior of all SE 2000 Series WhisperRooms (except LP 127). Primarily designed to control soundwave reflections and prevent resonant frequencies, the SDS also presents a very attractive and professional appearance. By attaching a series of deflector panels to two perpendicular interior wall surfaces, parallel walls are converted to non-parallel. SDS panels attach with Velcro® and can be re-configured as many times as necessary.

*NOTE: May be ordered and installed at any time. Not required for the LP model.*

### EFS – Exterior Fan Silencer



WhisperRoom remote fan units have a 38dB noise rating. This slight noise can be eliminated by positioning each fan into an Exterior Fan Silencer (EFS). The number of EFS units needed depends on the size of the WhisperRoom and the number of ventilation systems required.

*NOTE: May be ordered and installed at any time.*

### HX – 10” Height Extension



WhisperRooms are designed to permit installation in residences and facilities with standard ceiling heights (approximately 8’). However, when additional height is required for equipment or application-specific needs, a 10” height extension upgrade is available.

*NOTE: Prior to placing your order you should ensure that the host room ceiling height will permit the installation of the Height Extension. Must be specified at initial order.*

### EAP – Exterior Accent Package



The EAP is a series of beautiful, wood grain, accent panels inlaid into the exterior of WhisperRoom wall components. It is a cosmetic upgrade only and does not change the overall design or noise reduction capability of the WhisperRoom.

*NOTE: Must be specified at initial order.*

### WA – Wide-Access Door




Standard  
\$ 410

Enhanced  
\$ 755

RAMP SYS  
\$ 265

Any WhisperRoom with a 5’ wall or larger can be configured with an ADA compliant Wide-Access Door upgrade. This upgrade is perfect for applications which require the passage of large items into and out of the WhisperRoom. Also, a ramp system is available for wheelchair access. Wide-Access doors include a 16” x 48” window.

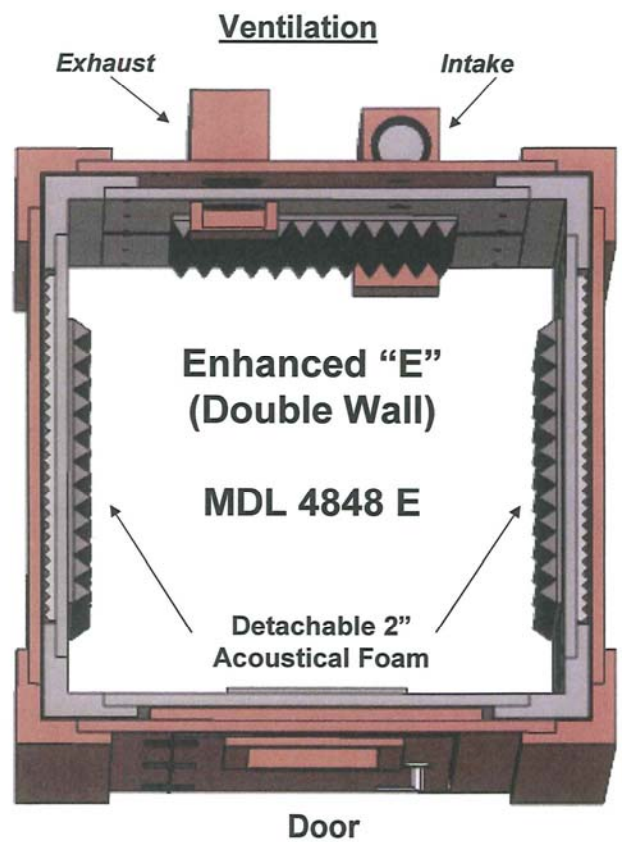
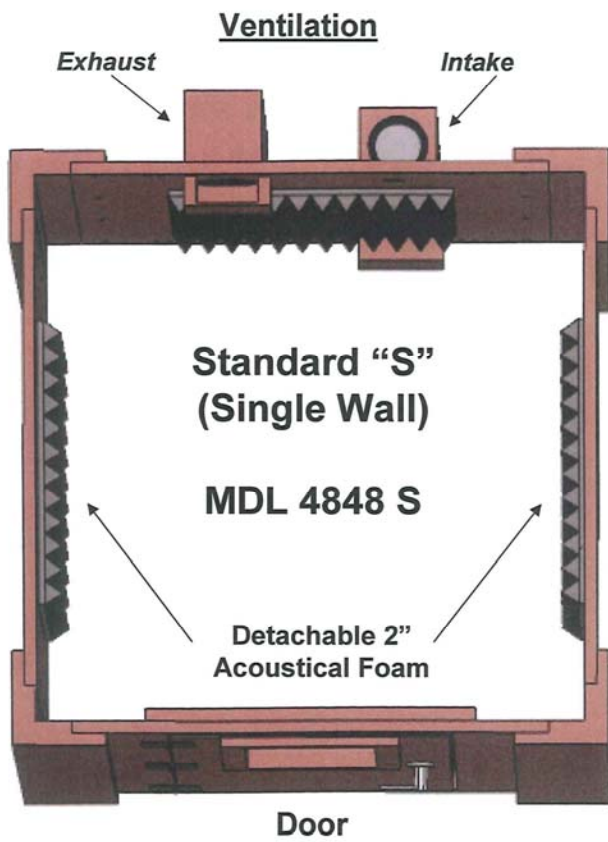
*NOTE: Must be specified at initial order.*

| <b>Acoustical Foam</b>   |                        | <b>Auralex</b><br><small>acoustics</small> |                         |   |
|--|------------------------|--|-------------------------|---|
|   | <b>FOAM 2</b><br>\$ 75 | <b>FOAM 3</b><br>\$ 115                    | <b>FOAM 4</b><br>\$ 150 | Purchase additional boxes of foam. Each sheet is 2' x 4' and 2" thick and each box contains the indicated number of sheets. |
| For those applications where more acoustical foam is needed. Use as much or as little as you like, wherever you want, to customize the interior to suit your needs. Foam sheets attach to the interior with Velcro®. |                        |  |                         |   |
| <i>NOTE: May be purchased at any time. Available colors are gray and burgundy.</i>   |                        |  |                         |   |

| <b>IEP – Isolation Enhancement Package</b>   |  |              |
|--|--|--------------|
| <b>Item#</b>   | <b>Converts STANDARD (Single-wall) to ENHANCED (Double-Wall)</b> | <b>Price</b> |
| IEP 127 LP   | MDL 127LPS + IEP 127LP = 127LPE                                  | \$ 3,335     |
| IEP 4230   | MDL 4230S + IEP 4230 = 4230E                                     | \$ 2,570     |
| IEP 4242   | MDL 4242S + IEP 4242 = 4242E                                     | \$ 2,730     |
| IEP 4260   | MDL 4260S + IEP 4260 = 4260E                                     | \$ 3,510     |
| IEP 4284   | MDL 4284S + IEP 4284 = 4284E                                     | \$ 4,005     |
| IEP 4848   | MDL 4848S + IEP 4848 = 4848E                                     | \$ 2,970     |
| IEP 4872   | MDL 4872S + IEP 4872 = 4872E                                     | \$ 3,860     |
| IEP 6060   | MDL 6060S + IEP 6060 = 6060E                                     | \$ 4,735     |
| IEP 6084   | MDL 6084S + IEP 6084 = 6084E                                     | \$ 5,075     |
| IEP 7272   | MDL 7272S + IEP 7272 = 7272E                                     | \$ 5,170     |
| IEP 7296   | MDL 7296S + IEP 7296 = 7296E                                     | \$ 5,525     |
| IEP 8484   | MDL 8484S + IEP 8484 = 8484E                                     | \$ 5,660     |
| IEP 84102  | MDL 84102S + IEP 84102 = 84102E                                  | \$ 6,710     |
| IEP 84126  | MDL 84126S + IEP 84126 = 84126E                                  | \$ 7,295     |
| IEP 10284  | MDL 10284S + IEP 10284 = 10284E                                  | \$ 6,695     |
| IEP 102102   | MDL 102102S + IEP 102102 = 102102E                               | \$ 7,970     |
| IEP 102126   | MDL 102126S + IEP 102126 = 102126E                               | \$ 8,620     |
| IEP 102144   | MDL 102144S + IEP 102144 = 102144E                               | \$ 9,895     |
| IEP 102168   | MDL 102168S + IEP 102168 = 102168E                               | \$ 10,495    |
| IEP 102186   | MDL102186S + IEP 102186 = 102186E                                | \$ 11,765    |
| Some applications or locations may require a much greater level of noise reduction than what is offered by a Standard, single-wall WhisperRoom. To accommodate this, Standard units have been preconfigured to allow for the installation of a full set of secondary isolation components. The IEP upgrade is installed on the inside and will decrease the interior space by 6.5" in both dimensions (not including the interior foam). |  |              |
| <i>NOTE: May be ordered and installed at any time.</i>   |  |              |

# Top-Down View

## Standard (Single-Wall) and Enhanced (Double-Wall)



# Whisper Room<sup>INC.</sup><sup>TM</sup>

## SOUND ISOLATION ENCLOSURES

### *ASSEMBLY EXAMPLE*



***All walls bolt to overlapping seam seals (at each wall juncture). Ceilings and floors bolt to the walls with hinged brackets. Assembly time varies depending on the size of the unit and the level of isolation. The only tool required is a screwdriver. We recommend at least two people for assembly.***

**NOTES:**



PH: (423) 585-5827 • FAX: (423) 585-5831 • [www.whisperroom.com](http://www.whisperroom.com) • E-mail: [info@whisperroom.com](mailto:info@whisperroom.com)  
116 South Sugar Hollow Road • Morristown, Tennessee 37813 USA