

WhisperRoom^{INC.}

SOUND ISOLATION ENCLOSURES

Reducing Sound to a Whisper Since 1990!



***Shown with Optional Features**

WhisperRooms are manufactured in the United States with patented Technology. Accept no substitute!

Applications	Features
<ul style="list-style-type: none"> • Recording • Audiology • Broadcasting / Podcasting • Voiceover • Practice • Translation / Narration • Instruction / E-Learning • Noise Containment • Equipment / Product Testing • Foley ...and much more! 	<ul style="list-style-type: none"> • 26 Sizes • Single & Double-Wall • Upgradable • Expandable • Portable • Modular • Immediate / Worldwide Shipping • Patented Technology • 5-Year Warranty • Easy Assembly ... Lifetime Investment



Contract Holder
Contract GS-07F-6078R

International
Hearing Society



Wire transfer required for all overseas orders.





Reducing Sound to a Whisper Since 1990!

WARRANTY AND IMPORTANT INFORMATION

LIMITED FIVE-YEAR WARRANTY:

WhisperRoom, Inc. will repair or replace, at its factory, any part that may prove to be defective in materials or workmanship, for five years from date of purchase. ALL SHIPPING COSTS ARE THE RESPONSIBILITY OF THE PURCHASER. This warranty does not cover damage resulting from an accident, mishandling, vandalism, misuse, abuse, alteration or lack of reasonable care. Any alterations to the WhisperRoom will void this warranty. This warranty also does not cover damage resulting from outdoor use. WhisperRoom products are designed for indoor use only. This warranty is extended to the original owner only and is not transferable.

NOTE: Manufacturer reserves the right to make design modifications.

For Service:

Contact a Product Representative at WhisperRoom, Inc. at 865-558-5364 or 1-800-200-8168. Factory is located at 116 South Sugar Hollow Road, Morristown, TN 37813.

IMPORTANT INFORMATION:

- WhisperRooms are portable/modular sound isolation enclosures designed to significantly reduce the level of sound. WhisperRooms are not soundproof.
- It is the responsibility of the purchaser to ensure the WhisperRoom complies with their specific building codes.
- We at WhisperRoom, Inc. make every attempt to ensure that our customers are 100% confident in their purchase before their order is finalized. However, should an unforeseen situation occur, a return would be considered at the sole discretion of WhisperRoom, Inc.

Noise Reduction Specifications

Tests were performed by an independent acoustical consulting firm.
Formal test documents are available upon request.

S / SNV (Single-Wall) - Noise Reduction						
Frequency (Hertz):	125	250	500	1000	2000	4000
Reduction (dB):	29	36	43	45	48	52

E / ENV (Double-Wall) - Noise Reduction						
Frequency (Hertz):	125	250	500	1000	2000	4000
Reduction (dB):	30	44	53	61	67	68

Model Types

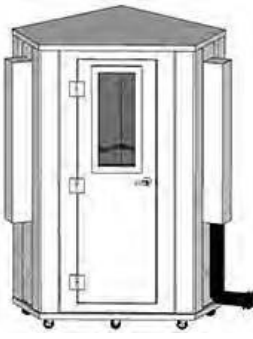
"S" - Standard (Single-Wall) isolation "SNV" - Standard (Single-Wall) with No Ventilation
"E" - Enhanced (Double-Wall) isolation "ENV" - Enhanced (Double-Wall) with No Ventilation

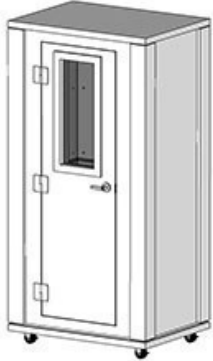
Standard (Single-Wall) models can be upgraded to Enhanced (Double-Wall) models at any time with the addition of a model-specific IEP (Isolation Enhancement Package). See page 20 or contact a Product Representative for more information.

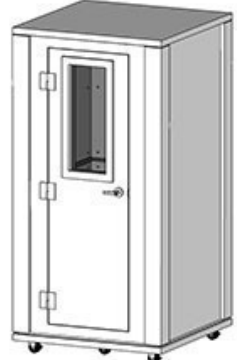
SNV and ENV models are configured for, but do not include, the ventilation system(s) and wireless remote switch. Ventilation systems may be purchased separately at any time.

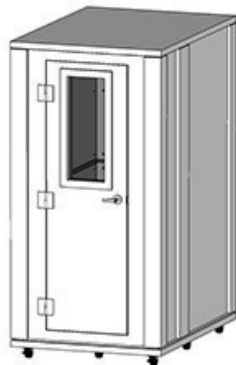
- **Basic Features – Page 14.**
- **Optional Features – Page 15 - 17.**
- **Diagrams shown are Enhanced (Double-Wall) models. Some diagrams are shown with optional Wall Windows and Caster Plate. Note: Caster Plate adds 5" to exterior height.**
- **Weights listed are assembled weight. Adding optional features will increase weight.**
- **Prices do not include shipping cost. Contact a Product Representative for a shipping quote.**
- **Expansion Packages are available for models 5' x 5' and larger. Contact a Product Representative for more information.**


NOTE: Model Diagrams are of Enhanced, (Double-Wall) units with optional Caster Plates and Windows.

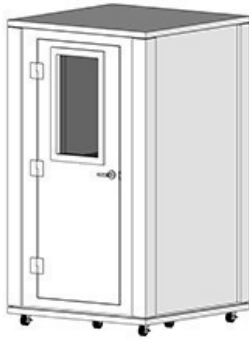
MDL 127 LP	Model	Approximate Exterior Size	Approximate Interior Size	Weight (lbs)	USD Price
	S	5' 3" x 4' 4" x 6' 11"	12.7 sq. ft.	709	\$4,465
	SNV	5' 3" x 4' 4" x 6' 11"	12.7 sq. ft.	654	\$3,930
	E	5' 3" x 4' 4" x 7' 1"	10.3 sq. ft.	1228	\$8,070
	ENV	5' 3" x 4' 4" x 7' 1"	10.3 sq. ft.	1173	\$7,535
	Basic Features Included in Price: <ul style="list-style-type: none"> Door Window – 12" x 30" 1 Ventilation System (S/E models) 5 Acoustical Foam Sheets – 2' x 4' x 2" 1 Fluorescent Light - 24" 4 Cable Passages Wireless Switch (S/E models) 				


MDL 4230	Model	Approximate Exterior Size	Approximate Interior Size	Weight (lbs)	USD Price
	S	3' 6" x 2' 6" x 6' 11"	3' 4" x 2' 4" x 6' 8"	485	\$3,345
	SNV	3' 6" x 2' 6" x 6' 11"	3' 4" x 2' 4" x 6' 8"	435	\$2,805
	E	3' 6" x 2' 6" x 7' 1"	2' 11" x 1' 11" x 6' 8"	805	\$6,120
	ENV	3' 6" x 2' 6" x 7' 1"	2' 11" x 1' 11" x 6' 8"	755	\$5,580
	Basic Features Included in Price: <ul style="list-style-type: none"> Door Window – 12" x 30" 1 Ventilation System (S/E models) 3 Acoustical Foam Sheets – 2' x 4' x 2" 1 Fluorescent Light - 24" 2 Cable Passages Wireless Switch (S/E models) 				

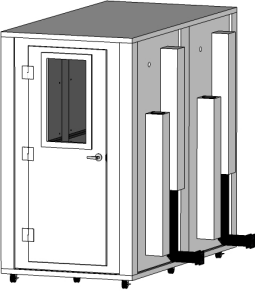
MDL 4242	Model	Approximate Exterior Size	Approximate Interior Size	Weight (lbs)	USD Price
	S	3' 6" x 3' 6" x 6' 11"	3' 4" x 3' 4" x 6' 8"	555	\$3,390
	SNV	3' 6" x 3' 6" x 6' 11"	3' 4" x 3' 4" x 6' 8"	505	\$2,850
	E	3' 6" x 3' 6" x 7' 1"	2' 11" x 2' 11" x 6' 8"	935	\$6,340
	ENV	3' 6" x 3' 6" x 7' 1"	2' 11" x 2' 11" x 6' 8"	885	\$5,800
	Basic Features Included in Price: <ul style="list-style-type: none"> Door Window – 12" x 30" 1 Ventilation System (S/E models) 3 Acoustical Foam Sheets – 2' x 4' x 2" 1 Fluorescent Light - 24" 2 Cable Passages Wireless Switch (S/E models) 				


MDL 4260	Model	Approximate Exterior Size	Approximate Interior Size	Weight (lbs)	USD Price
	S	3' 6" x 5' x 6' 11"	3' 4" x 4' 10" x 6' 8"	685	\$4,180
	SNV	3' 6" x 5' x 6' 11"	3' 4" x 4' 10" x 6' 8"	635	\$3,640
	E	3' 6" x 5' x 7' 1"	2' 11" x 4' 5" x 6' 8"	1205	\$7,970
	ENV	3' 6" x 5' x 7' 1"	2' 11" x 4' 5" x 6' 8"	1155	\$7,430
	Basic Features Included in Price: <ul style="list-style-type: none"> Door Window – 12" x 30" 1 Ventilation System (S/E models) 4 Acoustical Foam Sheets – 2' x 4' x 2" 1 Fluorescent Light - 24" 2 Cable Passages Wireless Switch (S/E models) 				


MDL 4284	Model	Approximate Exterior Size	Approximate Interior Size	Weight (lbs)	USD Price
	S	3' 6" x 7' x 6' 11"	3' 4" x 6' 10" x 6' 8"	875	\$5,325
	SNV	3' 6" x 7' x 6' 11"	3' 4" x 6' 10" x 6' 8"	775	\$4,270
	E	3' 6" x 7' x 7' 1"	2' 11" x 6' 5" x 6' 8"	1510	\$9,650
	ENV	3' 6" x 7' x 7' 1"	2' 11" x 6' 5" x 6' 8"	1410	\$8,595
	Basic Features Included in Price: <ul style="list-style-type: none"> Door Window – 12" x 30" 2 Ventilation Systems (S/E models) 6 Acoustical Foam Sheets – 2' x 4' x 2" 1 Fluorescent Light - 24" 4 Cable Passages Wireless Switch (S/E models) 				


MDL 4848	Model	Approximate Exterior Size	Approximate Interior Size	Weight (lbs)	USD Price
	S	4' x 4' x 6' 11"	3' 10" x 3' 10" x 6' 8"	680	\$3,860
	SNV	4' x 4' x 6' 11"	3' 10" x 3' 10" x 6' 8"	630	\$3,320
	E	4' x 4' x 7' 1"	3' 5" x 3' 5" x 6' 8"	1170	\$7,070
	ENV	4' x 4' x 7' 1"	3' 5" x 3' 5" x 6' 8"	1120	\$6,530
	Basic Features Included in Price: <ul style="list-style-type: none"> Door Window – 16" x 30" 1 Ventilation System (S/E models) 4 Acoustical Foam Sheets – 2' x 4' x 2" 1 Fluorescent Light - 24" 2 Cable Passages Wireless Switch (S/E models) 				


MDL 4872	Model	Approximate Exterior Size	Approximate Interior Size	Weight (lbs)	USD Price
	S	4' x 6' x 6' 11"	3' 10" x 5' 10" x 6' 8"	880	\$4,725
	SNV	4' x 6' x 6' 11"	3' 10" x 5' 10" x 6' 8"	830	\$4,185
	E	4' x 6' x 7' 1"	3' 5" x 5' 5" x 6' 8"	1540	\$8,895
	ENV	4' x 6' x 7' 1"	3' 5" x 5' 5" x 6' 8"	1490	\$8,355
	Basic Features Included in Price: <ul style="list-style-type: none"> Door Window – 16" x 30" 1 Ventilation System (S/E models) 6 Acoustical Foam Sheets – 2' x 4' x 2" 1 Fluorescent Light - 24" 2 Cable Passages Wireless Switch (S/E models) 				


MDL 4896	Model	Approximate Exterior Size	Approximate Interior Size	Weight (lbs)	USD Price
	S	4' x 8' x 6' 11"	3' 10" x 7' 10" x 6' 8"	1021	\$6,125
	SNV	4' x 8' x 6' 11"	3' 10" x 7' 10" x 6' 8"	922	\$5,070
	E	4' x 8' x 7' 1"	3' 5" x 7' 5" x 6' 8"	1750	\$11,095
	ENV	4' x 8' x 7' 1"	3' 5" x 7' 5" x 6' 8"	1653	\$10,040
	Basic Features Included in Price: <ul style="list-style-type: none"> Door Window – 16" x 30" 2 Ventilation System (S/E models) 7 Acoustical Foam Sheets – 2' x 4' x 2" 1 Fluorescent Light - 24" 4 Cable Passages Wireless Switch (S/E models) 				


MDL 6060	Model	Approximate Exterior Size	Approximate Interior Size	Weight (lbs)	USD Price
	S	5' x 5' x 6' 11"	4' 10" x 4' 10" x 6' 8"	890	\$6,420
	SNV	5' x 5' x 6' 11"	4' 10" x 4' 10" x 6' 8"	790	\$5,370
	E	5' x 5' x 7' 1"	4' 5" x 4' 5" x 6' 8"	1555	\$11,535
	ENV	5' x 5' x 7' 1"	4' 5" x 4' 5" x 6' 8"	1455	\$10,480
	Basic Features Included in Price: <ul style="list-style-type: none"> Door Window – 12" x 30" 2 Ventilation Systems (S/E models) 6 Acoustical Foam Sheets – 2' x 4' x 2" 1 Fluorescent Light - 24" 4 Cable Passages Wireless Switch (S/E models) 				


MDL 6084	Model	Approximate Exterior Size	Approximate Interior Size	Weight (lbs)	USD Price
	S	5' x 7' x 6' 11"	4' 10" x 6' 10" x 6' 8"	1050	\$6,885
	SNV	5' x 7' x 6' 11"	4' 10" x 6' 10" x 6' 8"	950	\$5,830
	E	5' x 7' x 7' 1"	4' 5" x 6' 5" x 6' 8"	1845	\$12,365
	ENV	5' x 7' x 7' 1"	4' 5" x 6' 5" x 6' 8"	1745	\$11,315
	Basic Features Included in Price:				
	<ul style="list-style-type: none"> Door Window – 12" x 30" 2 Ventilation Systems (S/E models) 7 Acoustical Foam Sheets – 2' x 4' x 2" 1 Fluorescent Light - 24" 4 Cable Passages Wireless Switch (S/E models) 				

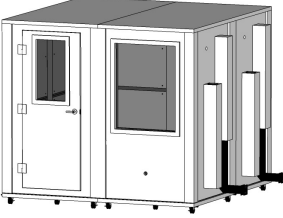
MDL 7272	Model	Approximate Exterior Size	Approximate Interior Size	Weight (lbs)	USD Price
	S	6' x 6' x 6' 11"	5' 10" x 5' 10" x 6' 8"	1175	\$6,990
	SNV	6' x 6' x 6' 11"	5' 10" x 5' 10" x 6' 8"	1075	\$5,935
	E	6' x 6' x 7' 1"	5' 5" x 5' 5" x 6' 8"	2015	\$12,570
	ENV	6' x 6' x 7' 1"	5' 5" x 5' 5" x 6' 8"	1915	\$11,520
	Basic Features Included in Price:				
	<ul style="list-style-type: none"> Door Window – 16" x 30" 2 Ventilation Systems (S/E models) 7 Acoustical Foam Sheets – 2' x 4' x 2" 1 Fluorescent Light - 24" 4 Cable Passages Wireless Switch (S/E models) 				

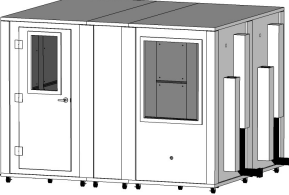
MDL 7296	Model	Approximate Exterior Size	Approximate Interior Size	Weight (lbs)	USD Price
	S	6' x 8' x 6' 11"	5' 10" x 7' 10" x 6' 8"	1345	\$7,485
	SNV	6' x 8' x 6' 11"	5' 10" x 7' 10" x 6' 8"	1245	\$6,430
	E	6' x 8' x 7' 1"	5' 5" x 7' 5" x 6' 8"	2330	\$13,450
	ENV	6' x 8' x 7' 1"	5' 5" x 7' 5" x 6' 8"	2230	\$12,400
	Basic Features Included in Price:				
	<ul style="list-style-type: none"> Door Window – 16" x 30" 2 Ventilation Systems (S/E models) 7 Acoustical Foam Sheets – 2' x 4' x 2" 1 Fluorescent Light - 24" 4 Cable Passages Wireless Switch (S/E models) 				

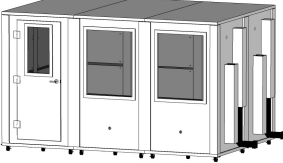
MDL 8484	Model	Approximate Exterior Size	Approximate Interior Size	Weight (lbs)	USD Price
	S	7' x 7' x 6' 11"	6' 10" x 6' 10" x 6' 8"	1300	\$8,090
	SNV	7' x 7' x 6' 11"	6' 10" x 6' 10" x 6' 8"	1150	\$6,525
	E	7' x 7' x 7' 1"	6' 5" x 6' 5" x 6' 8"	2240	\$14,200
	ENV	7' x 7' x 7' 1"	6' 5" x 6' 5" x 6' 8"	2090	\$12,635
	Basic Features Included in Price: <ul style="list-style-type: none"> Door Window – 12" x 30" 3 Ventilation Systems (S/E models) 7 Acoustical Foam Sheets – 2' x 4' x 2" 2 Fluorescent Lights - 24" 6 Cable Passages Wireless Switch (S/E models) 				

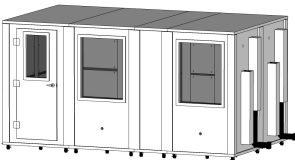
MDL 84102	Model	Approximate Exterior Size	Approximate Interior Size	Weight (lbs)	USD Price
	S	7' x 8' 6" x 6' 11"	6' 10" x 8' 4" x 6' 8"	1490	\$9,560
	SNV	7' x 8' 6" x 6' 11"	6' 10" x 8' 4" x 6' 8"	1340	\$7,990
	E	7' x 8' 6" x 7' 1"	6' 5" x 7' 11" x 6' 8"	2585	\$16,805
	ENV	7' x 8' 6" x 7' 1"	6' 5" x 7' 11" x 6' 8"	2435	\$15,240
	Basic Features Included in Price: <ul style="list-style-type: none"> Door Window – 12" x 30" 3 Ventilation Systems (S/E models) 9 Acoustical Foam Sheets – 2' x 4' x 2" 2 Fluorescent Lights - 24" 6 Cable Passages Wireless Switch (S/E models) 				

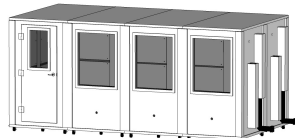
MDL 84126	Model	Approximate Exterior Size	Approximate Interior Size	Weight (lbs)	USD Price
	S	7' x 10' 6" x 6' 11"	6' 10" x 10' 4" x 6' 8"	1725	\$10,665
	SNV	7' x 10' 6" x 6' 11"	6' 10" x 10' 4" x 6' 8"	1525	\$8,585
	E	7' x 10' 6" x 7' 1"	6' 5" x 9' 11" x 6' 8"	2965	\$18,545
	ENV	7' x 10' 6" x 7' 1"	6' 5" x 9' 11" x 6' 8"	2765	\$16,465
	Basic Features Included in Price: <ul style="list-style-type: none"> Door Window – 12" x 30" 4 Ventilation Systems (S/E models) 9 Acoustical Foam Sheets – 2' x 4' x 2" 2 Fluorescent Lights - 24" 8 Cable Passages Wireless Switch (S/E models) 				

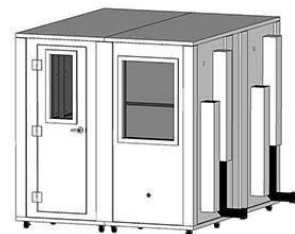
MDL 9696	Model	Approximate Exterior Size	Approximate Interior Size	Weight (lbs)	USD Price
	S	8' x 8' x 6' 11"	7' 10" x 7' 10" x 6' 8"	1541	\$9,305
	SNV	8' x 8' x 6' 11"	7' 10" x 7' 10" x 6' 8"	1392	\$7,505
	E	8' x 8' x 7' 1"	7' 5" x 7' 5" x 6' 8"	2635	\$16,330
	ENV	8' x 8' x 7' 1"	7' 5" x 7' 5" x 6' 8"	2489	\$14,530
	Basic Features Included in Price: <ul style="list-style-type: none"> Door Window – 16" x 30" 3 Ventilation Systems (S/E models) 9 Acoustical Foam Sheets – 2' x 4' x 2" 2 Fluorescent Lights - 24" 6 Cable Passages Wireless Switch (S/E models) 				


MDL 96120	Model	Approximate Exterior Size	Approximate Interior Size	Weight (lbs)	USD Price
	S	8' x 10' x 6' 11"	7' 10" x 9' 10" x 6' 8"	1798	\$11,060
	SNV	8' x 10' x 6' 11"	7' 10" x 9' 10" x 6' 8"	1650	\$9,260
	E	8' x 10' x 7' 1"	7' 5" x 9' 5" x 6' 8"	3100	\$19,390
	ENV	8' x 10' x 7' 1"	7' 5" x 9' 5" x 6' 8"	2955	\$17,590
	Basic Features Included in Price: <ul style="list-style-type: none"> Door Window – 16" x 30" 3 Ventilation Systems (S/E models) 11 Acoustical Foam Sheets – 2' x 4' x 2" 2 Fluorescent Lights - 24" 6 Cable Passages Wireless Switch (S/E models) 				


MDL 96144	Model	Approximate Exterior Size	Approximate Interior Size	Weight (lbs)	USD Price
	S	8' x 12' x 6' 11"	7' 10" x 11' 10" x 6' 8"	2053	\$12,330
	SNV	8' x 12' x 6' 11"	7' 10" x 11' 10" x 6' 8"	1855	\$9,940
	E	8' x 12' x 7' 1"	7' 5" x 11' 5" x 6' 8"	3514	\$21,385
	ENV	8' x 12' x 7' 1"	7' 5" x 11' 5" x 6' 8"	3320	\$19,000
	Basic Features Included in Price: <ul style="list-style-type: none"> Door Window – 16" x 30" 4 Ventilation Systems (S/E models) 13 Acoustical Foam Sheets – 2' x 4' x 2" 2 Fluorescent Lights - 24" 8 Cable Passages Wireless Switch (S/E models) 				

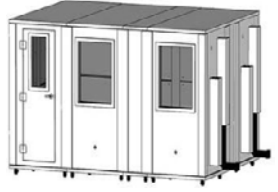
MDL 96168	Model	Approximate Exterior Size	Approximate Interior Size	Weight (lbs)	USD Price
	S	8' x 14' x 6' 11"	7' 10" x 13' 10" x 6' 8"	2309	\$14,085
	SNV	8' x 14' x 6' 11"	7' 10" x 13' 10" x 6' 8"	2111	\$11,690
	E	8' x 14' x 7' 1"	7' 5" x 13' 5" x 6' 8"	3969	\$24,445
	ENV	8' x 14' x 7' 1"	7' 5" x 13' 5" x 6' 8"	3775	\$22,060
	Basic Features Included in Price: <ul style="list-style-type: none"> Door Window – 16" x 30" 4 Ventilation Systems (S/E models) 13 Acoustical Foam Sheets – 2' x 4' x 2" 2 Fluorescent Lights - 24" 8 Cable Passages Wireless Switch (S/E models) 				


MDL 96192	Model	Approximate Exterior Size	Approximate Interior Size	Weight (lbs)	USD Price
	S	8' x 16' x 6' 11"	7' 10" x 15' 10" x 6' 8"	2561	\$15,355
	SNV	8' x 16' x 6' 11"	7' 10" x 15' 10" x 6' 8"	2314	\$12,370
	E	8' x 16' x 7' 1"	7' 5" x 15' 5" x 6' 8"	4386	\$26,440
	ENV	8' x 16' x 7' 1"	7' 5" x 15' 5" x 6' 8"	4144	\$23,465
	Basic Features Included in Price: <ul style="list-style-type: none"> Door Window – 16" x 30" 5 Ventilation Systems (S/E models) 15 Acoustical Foam Sheets – 2' x 4' x 2" 2 Fluorescent Lights - 24" 10 Cable Passages Wireless Switch (S/E models) 				

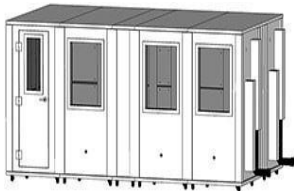
MDL 10284	Model	Approximate Exterior Size	Approximate Interior Size	Weight (lbs)	USD Price
	S	8' 6" x 7' x 6' 11"	8' 4" x 6' 10" x 6' 8"	1475	\$9,040
	SNV	8' 6" x 7' x 6' 11"	8' 4" x 6' 10" x 6' 8"	1325	\$7,475
	E	8' 6" x 7' x 7' 1"	7' 11" x 6' 5" x 6' 8"	2590	\$16,270
	ENV	8' 6" x 7' x 7' 1"	7' 11" x 6' 5" x 6' 8"	2440	\$14,705
	Basic Features Included in Price: <ul style="list-style-type: none"> Door Window – 12" x 30" 3 Ventilation Systems (S/E models) 9 Acoustical Foam Sheets – 2' x 4' x 2" 2 Fluorescent Lights - 24" 6 Cable Passages Wireless Switch (S/E models) 				

MDL 102102	Model	Approximate Exterior Size	Approximate Interior Size	Weight (lbs)	USD Price
	S	8' 6" x 8' 6" x 6' 11"	8' 4" x 8' 4" x 6' 8"	1690	\$10,660
	SNV	8' 6" x 8' 6" x 6' 11"	8' 4" x 8' 4" x 6' 8"	1540	\$9,095
	E	8' 6" x 8' 6" x 7' 1"	7' 11" x 7' 11" x 6' 8"	2985	\$19,265
	ENV	8' 6" x 8' 6" x 7' 1"	7' 11" x 7' 11" x 6' 8"	2835	\$17,700
	Basic Features Included in Price: <ul style="list-style-type: none"> Door Window – 12" x 30" 3 Ventilation Systems (S/E models) 11 Acoustical Foam Sheets – 2' x 4' x 2" 2 Fluorescent Lights - 24" 6 Cable Passages Wireless Switch (S/E models) 				

MDL 102126	Model	Approximate Exterior Size	Approximate Interior Size	Weight (lbs)	USD Price
	S	8' 6" x 10' 6" x 6' 11"	8' 4" x 10' 4" x 6' 8"	1945	\$11,800
	SNV	8' 6" x 10' 6" x 6' 11"	8' 4" x 10' 4" x 6' 8"	1745	\$9,720
	E	8' 6" x 10' 6" x 7' 1"	7' 11" x 9' 11" x 6' 8"	3400	\$21,110
	ENV	8' 6" x 10' 6" x 7' 1"	7' 11" x 9' 11" x 6' 8"	3200	\$19,030
	Basic Features Included in Price: <ul style="list-style-type: none"> Door Window – 12" x 30" 4 Ventilation Systems (S/E models) 11 Acoustical Foam Sheets – 2' x 4' x 2" 2 Fluorescent Lights - 24" 8 Cable Passages Wireless Switch (S/E models) 				

MDL 102144	Model	Approximate Exterior Size	Approximate Interior Size	Weight (lbs)	USD Price
	S	8' 6" x 12' x 6' 11"	8' 4" x 11' 10" x 6' 8"	2155	\$13,420
	SNV	8' 6" x 12' x 6' 11"	8' 4" x 11' 10" x 6' 8"	1955	\$11,340
	E	8' 6" x 12' x 7' 1"	7' 11" x 11' 5" x 6' 8"	3795	\$24,105
	ENV	8' 6" x 12' x 7' 1"	7' 11" x 11' 5" x 6' 8"	3595	\$22,025
	Basic Features Included in Price: <ul style="list-style-type: none"> Door Window – 12" x 30" 4 Ventilation Systems (S/E models) 13 Acoustical Foam Sheets – 2' x 4' x 2" 2 Fluorescent Lights - 24" 8 Cable Passages Wireless Switch (S/E models) 				

MDL 102168	Model	Approximate Exterior Size	Approximate Interior Size	Weight (lbs)	USD Price
	S	8' 6" x 14' x 6' 11"	8' 4" x 13' 10" x 6' 8"	2415	\$14,605
	SNV	8' 6" x 14' x 6' 11"	8' 4" x 13' 10" x 6' 8"	2165	\$12,015
	E	8' 6" x 14' x 7' 1"	7' 11" x 13' 5" x 6' 8"	4210	\$25,940
	ENV	8' 6" x 14' x 7' 1"	7' 11" x 13' 5" x 6' 8"	3960	\$23,350
	Basic Features Included in Price: <ul style="list-style-type: none"> Door Window – 12" x 30" 5 Ventilation Systems (S/E models) 13 Acoustical Foam Sheets – 2' x 4' x 2" 2 Fluorescent Lights - 24" 10 Cable Passages Wireless Switch (S/E models) 				

MDL 102186	Model	Approximate Exterior Size	Approximate Interior Size	Weight (lbs)	USD Price
	S	8' 6" x 15' 6" x 6' 11"	8' 4" x 15' 4" x 6' 8"	2625	\$16,225
	SNV	8' 6" x 15' 6" x 6' 11"	8' 4" x 15' 4" x 6' 8"	2375	\$13,635
	E	8' 6" x 15' 6" x 7' 1"	7' 11" x 14' 11" x 6' 8"	4605	\$28,935
	ENV	8' 6" x 15' 6" x 7' 1"	7' 11" x 14' 11" x 6' 8"	4355	\$26,340
	Basic Features Included in Price: <ul style="list-style-type: none"> Door Window – 12" x 30" 5 Ventilation Systems (S/E models) 15 Acoustical Foam Sheets – 2' x 4' x 2" 2 Fluorescent Lights - 24" 10 Cable Passages Wireless Switch (S/E models) 				

Models that are 5' x 5' (MDL 6060) and larger are expandable in the second dimension by the addition of a model-specific Expansion Package, contact a Product Representative for more information.

BASIC FEATURES


Door Window



A door window is provided with each WhisperRoom. Each glass unit consists of multiple layers of 1/4" laminated safety glass separated by an air buffer(s). Safety glass is used because of its superior noise reduction capabilities, and its safety features. If broken, it will not shatter. The door window does not reduce the noise reduction capability of a WhisperRoom. It does, however, increase the amount of interior reflective surface area.

NOTE: Doors are available without a window.

Ventilation System




Effective air circulation is accomplished by acoustically engineered, detachable ventilation systems which circulate air at a rate of 80 CFM (cubic feet per minute). The number of systems required depends on the size of the WhisperRoom unit. Roof-mount ventilation systems are also available for most models.

NOTE: We also offer SNV and ENV models, configured for but without ventilation.

Acoustical Foam



Foam Colors




Gray



Orange

Blue



Purple

Burgundy

Each model comes with enough Auralex® acoustical foam to cover about 1/3 of the interior. Each sheet is 2' x 4' and 2" thick and attaches to the interior with Velcro®. This allows the user to customize the interior acoustics to suit their needs. The foam can easily be added to, or removed from, the WhisperRoom for applications where a more "dead" or "live" environment is desired.

NOTE: See page 19 for pricing.

Light – 24" Fluorescent



Lights shipped with WhisperRooms are intended to provide customers with basic startup lighting. It is understood that most customers will ultimately purchase and install lighting fixtures more suitable to their individual needs and desires. One or two lights are provided depending on the enclosure size.

NOTE: Lights are UL approved. Additional lights may be purchased for \$20.00 each.

WhisperRoom, Inc. reserves the right to substitute for comparable product.

Cable Passages



Access for communications such as microphones, headphones, speakers, etc... and electrical cables is accomplished by way of slotted rubber cable passage plugs. Simply remove the plug, insert the cable(s) into the slots and re-insert the plug into the wall. Two or more cable passage plugs are provided with each WhisperRoom and each will accommodate multiple cables. The number of cable passages depends on the size of the unit. Also, an additional cable passage is located at the base of each optional window component.

Wireless Switch



A wireless remote switch is provided with each WhisperRoom to control the ventilation system(s). This allows the user to turn the ventilation system on/off from inside the WhisperRoom. The wireless switch can be connected to the light instead of the ventilation system, but it is intended for the ventilation fan(s).

NOTE: Additional Wireless Switches may be purchased for \$30.00 each. Does not ship with non-ventilation models.

WhisperRoom, Inc. reserves the right to substitute for comparable product.

OPTIONAL FEATURES

MODEL	CP	IEP FLOOR	VSS	ATP	EFS	HXS	HXE	SL	IEP
127 LP	\$ 615	\$ 150	\$ 535	\$ 410	\$ 100	\$ 570	\$1,030	\$ 175	\$ 3,835
4230	\$ 345	\$ 90	\$ 535	N/A	\$ 100	\$ 350	\$ 640	\$ 175	\$ 2,955
4242	\$ 455	\$ 110	\$ 535	\$ 410	\$ 100	\$ 375	\$ 690	\$ 175	\$ 3,140
4260	\$ 565	\$ 130	\$ 535	\$ 465	\$ 100	\$ 520	\$ 955	\$ 185	\$ 4,035
4284	\$ 640	\$ 165	\$1,070	\$ 560	\$ 200	\$ 565	\$1,040	\$ 240	\$ 4,605
4848	\$ 565	\$ 120	\$ 535	\$ 425	\$ 100	\$ 425	\$ 770	\$ 175	\$ 3,415
4872	\$ 645	\$ 155	\$ 535	\$ 520	\$ 100	\$ 590	\$1,065	\$ 205	\$ 4,440
4896	\$ 736	\$ 190	\$1,070	\$ 620	\$ 200	\$ 650	\$1,195	\$ 290	\$5,296
6060	\$ 880	\$ 220	\$1,070	\$ 520	\$ 200	\$ 665	\$1,230	\$ 185	\$5,445
6084	\$1,065	\$ 255	\$1,070	\$ 595	\$ 200	\$ 715	\$1,315	\$ 370	\$5,835
7272	\$1,085	\$ 265	\$1,070	\$ 620	\$ 200	\$ 760	\$1,370	\$ 205	\$5,945
7296	\$1,255	\$ 305	\$1,070	\$ 685	\$ 200	\$ 805	\$1,455	\$ 410	\$6,355
8484	\$1,275	\$ 320	\$1,605	\$ 715	\$ 300	\$ 755	\$1,405	\$ 480	\$6,510
84102	\$1,725	\$ 445	\$1,605	\$ 805	\$ 300	\$ 910	\$1,685	\$ 480	\$7,715
84126	\$1,915	\$ 485	\$2,140	\$ 865	\$ 400	\$ 950	\$1,765	\$ 720	\$8,390
9696	\$1,470	\$ 370	\$1,605	\$ 810	\$ 300	\$ 870	\$1,615	\$ 580	\$7,490
96120	\$1,980	\$ 515	\$1,605	\$ 910	\$ 300	\$1,040	\$1,935	\$ 580	\$8,885
96144	\$2,205	\$ 560	\$2,140	\$1,005	\$ 400	\$1,095	\$2,030	\$ 870	\$9,650
96168	\$2,715	\$ 705	\$2,140	\$1,105	\$ 500	\$1,265	\$2,350	\$ 870	\$11,045
96192	\$2,940	\$ 750	\$2,675	\$1,200	\$ 500	\$1,320	\$2,445	\$1,160	\$11,810
10284	\$1,430	\$ 380	\$1,605	\$ 805	\$ 300	\$ 905	\$1,675	\$ 580	\$ 7,700
102102	\$1,945	\$ 510	\$1,605	\$ 895	\$ 300	\$1,050	\$1,950	\$ 580	\$ 9,165
102126	\$2,145	\$ 570	\$2,140	\$ 955	\$ 400	\$1,095	\$2,030	\$ 870	\$ 9,915
102144	\$2,655	\$ 700	\$2,140	\$1,045	\$ 400	\$1,250	\$2,315	\$ 870	\$11,380
102168	\$2,860	\$ 760	\$2,675	\$1,145	\$ 500	\$1,290	\$2,400	\$1,160	\$12,070
102186	\$3,370	\$ 890	\$2,675	\$1,235	\$ 500	\$1,440	\$2,675	\$1,160	\$13,530

ADA PACKAGE

"NEW"



*Shown with Optional Features

STANDARD PRICING

ENHANCED PRICING

ADA7272 S	\$1,315	ADA7272 E	\$1,710
ADA7296 S	\$1,480	ADA7296 E	\$1,855
ADA9696 S	\$1,700	ADA9696 E	\$2,045
ADA96120 S	\$1,920	ADA96120 E	\$2,235
ADA96144 S	\$2,140	ADA96144 E	\$2,430
ADA96168 S	\$2,365	ADA96168 E	\$2,620
ADA96192 S	\$2,585	ADA96192 E	\$2,815

The ADA Package includes the following components needed to meet the Americans with Disabilities Act Standards: a 32" wide door opening, a 1:12 ratio ramp, a door handle operable with a closed fist, a raised floor, our new "no threshold" door design, and each of the seven available sizes will be available in both our single-wall (Standard) and double-wall (Enhanced) versions, and will provide comparable noise reduction.

NOTE: Must be specified at initial order.

ATP - ACOUSTIC TUNING PACKAGE

"NEW"



WITHOUT FOAM





WITH FOAM

PRICING

127LP	\$ 410	4242	\$ 410	4260	\$ 465
4284	\$ 560	4848	\$ 425	4872	\$ 520
4896	\$ 620	6060	\$ 520	6084	\$ 595
7272	\$ 620	7296	\$ 685	8484	\$ 715
84102	\$ 805	84126	\$ 865	9696	\$ 810
96120	\$ 910	96144	\$ 1,005	96168	\$ 1,105
96192	\$ 1,200	10284	\$ 805	102102	\$ 895
10126	\$ 955	102144	\$ 1,045	102168	\$ 1,145
		102186	\$ 1,235		

The new ATP provides a very flexible and cost effective solution to easily create the interior acoustical environment desired by each WhisperRoom user. The primary purpose of the ATP is to alleviate the problem of parallel walls, which creates an acoustical issue commonly known as Standing Waves. The ATP consists of a series of angled deflector panels attached to the interior surface of two perpendicular walls within the WhisperRoom. Acoustical foam sheets (1' x 2') can be attached to several deflector panels to control mid to high frequencies. LENRD® Bass Traps (3), located in the common corner, control low frequencies. Open voids created behind each angled deflector panel, provide for soundwave entrapment. Other acoustical materials, such as cloth wrapped iberglass, can be attached to the surface of deflector panels. Direction and pattern of deflector panels can, easily and quickly, be adjusted to accommodate user needs.

WDO – Wall Windows

				<u>WDO 2630 S</u> \$ 380	<u>WDO 2636 S</u> \$ 420	<u>WDO 2642 S</u> \$ 475	<u>WDO 2648 S</u> \$ 560
				<u>WDO 2630 E</u> \$ 760	<u>WDO 2636 E</u> \$ 840	<u>WDO 2642 E</u> \$ 955	<u>WDO 2648 E</u> \$ 1,115
				<u>WDO 3230 S*</u> \$ 470	<u>WDO 3236 S*</u> \$ 530	<u>WDO 3242 S*</u> \$ 610	<u>WDO 3248 S*</u> \$ 735
				<u>WDO 3230 E*</u> \$ 945	<u>WDO 3236 E*</u> \$ 1,060	<u>WDO 3242 E*</u> \$ 1,220	<u>WDO 3248 E*</u> \$ 1,470
<u>30" Windows</u> Provides plenty of visibility for applications which require that the user stand inside the WhisperRoom.		<u>36" Windows</u> For applications which require visibility while the user sits, a 36" window is recommended.		<u>42" Windows</u> If an interior desk or table is to be used beneath the window, a 42" window will allow the necessary visibility.		<u>48" Windows</u> The 48" window provides the most visibility.	


Other than size, the design is the same as that of a door window. Each glass unit consists of multiple layers of 1/4" laminated safety glass separated by an air buffer(s). Safety glass is used because of its superior noise reduction capabilities, and its safety features; if broken, it will not shatter. A window does not reduce the noise reduction capability of a WhisperRoom; however, it does increase the amount of interior reflective surface area. An additional cable passage plug is located at the base of each window component.

*26-Inch wide windows are only available for 42, 60, 84, 102 Series Models.

*32-Inch wide windows are only available for 48, 72, and 96 Series Models.

NOTE: Must be specified at initial order.


AJP 2636 or 3236 – Audio Jack Panels

	<u>Standard</u> <u>AJP 2636-6 S</u> \$ 800	<u>Enhanced</u> <u>AJP 2636-6 E</u> \$1,285	<u>Standard</u> <u>AJP 3236-6 S*</u> \$910	<u>Enhanced</u> <u>AJP 3236-6 E*</u> \$1,500
	<u>AJP 2636-10 S</u> \$ 920	<u>AJP 2636-10 E</u> \$1,405	<u>AJP 3236-10 S*</u> \$1,030	<u>AJP 3236-10 E*</u> \$1,620

The Audio Jack Panel is installed in a 40" or larger wall component, and is a prewired, jack-panel insert consisting of 4 or 8, 1/4" stereo phono jacks and 2 RCA connectors. The AJP feature comes with a 26" x 36" or 32" x 36" (depending on model) window above and a 2" cable passage below the Jack Panel. Panel is available with 6 or 10 jacks. This feature is great for audiometric applications.

NOTE: Must be specified at initial order.


XLR 2636 or 3236 – XLR Panel

	<u>Standard</u>	<u>Enhanced</u>	<u>Standard</u>	<u>Enhanced</u>
	<u>XLR 2636-8 S</u> \$920	<u>XLR 2636-8 E</u> \$1,405	<u>XLR 3236-8 S*</u> \$1,030	<u>XLR 3236-8 E*</u> \$1,620

The XLR Panel is installed in a 40" or larger wall component with a prewired, XLR panel insert consisting of 4 XLR jacks and 4 - 1/4" stereo phono jacks. The XLR feature comes with a 26" x 36" or 32" x 36" (depending on model) window above and a 2" cable passage below the panel. This feature is great for recording, mixing and mastering applications.

NOTE: Must be specified at initial order.


CP - Caster Plate

	The Caster Plate is an additional floor component with wheels to aid in the mobility of a WhisperRoom. The Caster Plate also provides a substantial amount of downward noise control. It adds additional mass in the downward direction and provides a 4" air buffer below the WhisperRoom. This feature is highly recommended for applications where low-end, structurally transmitted noise is a problem. Also, see optional Step!			
	NOTE: This option adds five (5) inches to the overall height of a unit and may be purchased at any time. However, for ease of assembly, it is recommended to purchase during initial order.			


Step

	An optional exterior Step is now available for situations which require an optional Caster Plate. The Step provides a comfortable transition when stepping up into and down out of the WhisperRoom. It is highly recommended that the Step be used in conjunction with the optional Caster Plate.			
	NOTE: Steps are \$85.00 each.			

IEP Floor – Isolation Enhancement Package Floor

	The IEP floor is a 5/16" DURACOUSTIC® mat made of recycled rubber that is included in the Enhanced models or IEP upgrades. It is installed on the floor underneath the WhisperRoom floor and provides additional isolation. The IEP floor can be purchased for Standard rooms also and is recommended if there is a possibility of upgrading to an Enhanced model at any point in time.			

VSS – Ventilation Silencing System



Standard WhisperRoom ventilation systems are quiet. However, the air-flow noise is still slightly audible inside the WhisperRoom. This noise can be eliminated by the installation of a VSS. The number of VSS units needed depends on the size of the WhisperRoom and the prices listed are for the specific model noted. One VSS is required for each standard ventilation system. Each VSS consists of two additional baffled exhaust ducts, with hoses and adapters, linked in-line between the standard exhaust duct and the remote fan unit (RFU).

NOTE: May be ordered and installed at any time. Roof-mount ventilation systems and VSS systems available for most models.

EFS – Exterior Fan Silencer



Exterior ventilation fans have a 38dB noise rating. This slight noise can be eliminated by positioning each fan into an Exterior Fan Silencer (EFS). The number of EFS units needed depends on the size of the WhisperRoom and the number of ventilation systems required. This option may be required when a more controlled sound environment is needed in the host room.

NOTE: May be ordered and installed at any time.


HX – 10" Height Extension




WhisperRooms™ are designed to permit installation in residences and facilities with standard ceiling heights (approximately 8'). However, when additional height is required for equipment or application-specific needs, a 10" height extension upgrade is available.

NOTE: Prior to placing your order you should ensure that the host room ceiling height will permit the installation of the Height Extension. Must be specified at initial order.

WA – Wide-AccessDoor

	<u>Standard</u> \$ 470	<u>Enhanced</u> \$ 870	<p>Any WhisperRoom with a 5' wall or larger can be configured with a Wide-Access Door upgrade. This upgrade is perfect for applications which require the passage of large items into and out of the WhisperRoom. Also, a ramp system is available for wheelchair access. Wide-Access doors include a 16" x 48" window.</p> <p>NOTE: Must be specified at initial order.</p>
	<u>RAMP SYS</u> \$ 305		

Acoustical Foam

	FOAM 2 \$ 85	FOAM 3 \$ 130	FOAM 4 \$ 175	<p>Purchase additional boxes of foam. Each sheet is 2' x 4' and 2" thick and each box contains the indicated number of sheets.</p> <p>Foam sheets for the ATP (pg. 18) are pre-cut 1' x 2' with Velcro® attached.</p>

For those applications where more acoustical foam is needed. Use as much or as little as you like, wherever you want, to customize the interior to suit your needs. Foam sheets attach to the interior with Velcro®.

NOTE: May be purchased at anytime.

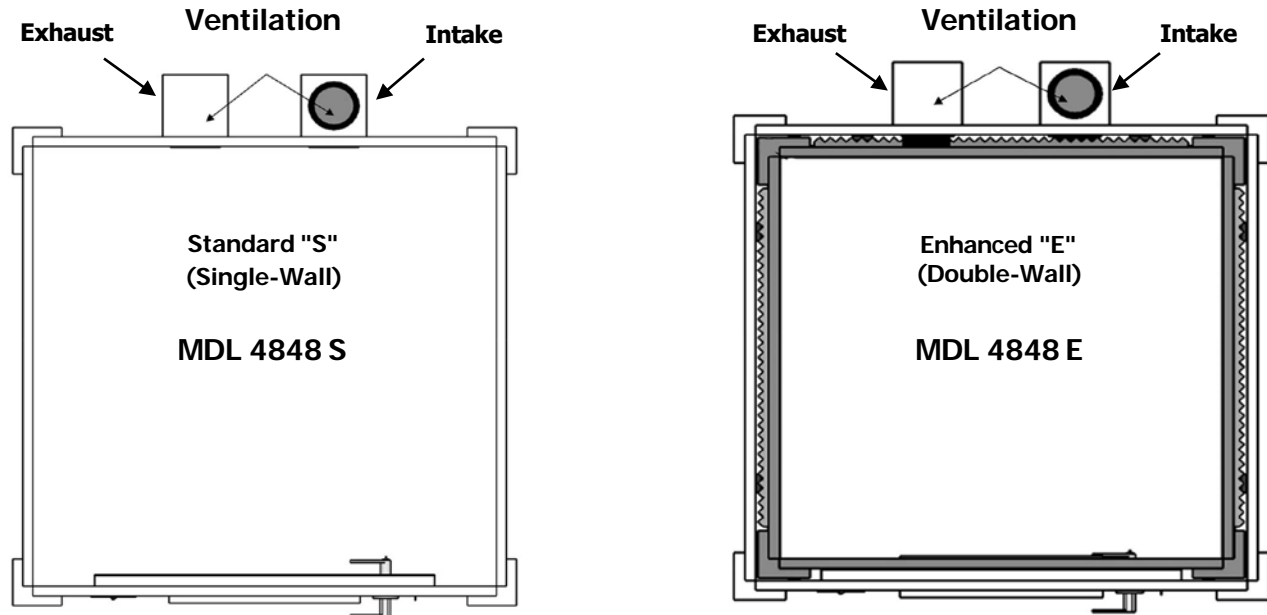
SL – Studio Light Package

As with all WhisperRoom features, the optional Studio Light series provides maximum flexibility. Dual light systems, LED puck lights for general lighting and multicolored LED lights for mood / ambiance, are both incorporated into this unique design. Both create, literally, no noise or heat and can easily be adjusted for desired brightness. In addition, the multicolored lights can be set to a single color or alternating colors, as well as, a variety of other functions using a remote control, which is included. The Studio Light, in conjunction with the numerous interior acoustical foam colors now available, provide limitless possibilities! The size and quantity of Studio Lights, included in each package, is determined by the size of the WhisperRoom.

Two Levels of Isolation

Standard (Single-Wall) and Enhanced (Double-Wall)



Some applications or locations may require a much greater level of noise reduction than what is offered by a Standard, (Single-Wall) WhisperRoom. To accommodate this, Standard units have been preconfigured to allow for the installation of a full set of secondary isolation components, creating an Enhanced (Double-Wall) unit. The IEP upgrade is installed on the inside and will decrease the interior space by approximately 4.5" in both dimensions (not including the interior foam).

NOTE: May be ordered and installed at anytime.

ASSEMBLY EXAMPLE




All walls bolt to overlapping seam seals (at each wall juncture). Ceilings and floors bolt to the walls with hinged brackets. Assembly time varies depending of the size of the unit and the level of isolation. The only tool required is a screwdriver.

We recommend at least two people for assembly.



Use this grid to plan for your layout:



**PH: (865) 558-5364 • FAX: (865)558-5370 • www.whisperroom.com • info@whisperroom.com
109 S. Northshore Drive, Ste 303 • Knoxville, Tennessee 37919 USA**

Updated 9/12/2016